


Aleutians East Borough Assembly Meeting




Workshop: NO WORKSHOP

Meeting: Thursday, August 8, 2024– 2:00 p.m.

ROLL CALL & ESTABLISHMENT OF QUORUM

ADOPTION OF AGENDA



Agenda

Assembly Meeting

(packet available on website www.aleutianseast.org)

Date: Thursday, August 8, 2024

Time: **NO WORKSHOP** **MEETING: 2:00 p.m.**

Location: By videoconference in each designated community location below:

King Cove AEB Office

Sand Point AEB Office

Cold Bay City Office

Akutan City Office

Nelson Lagoon Corp.

Anchorage AEB Office, 3380 C

Street False Pass City Office

All communities will be provided with conference calling information for the designated location in your community. Public comments on agenda items will take place after the adoption of the agenda. The meeting will also be broadcast on KSDP Public Radio.

ASSEMBLY MEETING AGENDA

1. Roll Call & Establishment of Quorum
2. Adoption of the Agenda
3. Public Comments on Agenda Items
4. Conflict of Interest
5. Presentation
 - FY2024 Audit Discussion
 - BDO - George Barker
6. Minutes
 - July 17, 2024 Special Meeting Minutes
7. Financials
 - Unaudited June 2024 Financials
8. Investment Report
 - APCM June 2024 Investment Report
9. Consent Agenda
10. Public Hearings
11. Ordinances

12. Resolutions
 - Resolution 25-06, Authorizing the Mayor to Negotiate and Execute a Contract with UIC Nappairit, LLC to Provide Construction Services for the Cold Bay Clinic Renovations Project in an Amount Not to Exceed \$2,150,000
 - Resolution 25-07, Authorizing the Mayor to negotiate and execute a contract agreement between the Aleutians East Borough and Professional Growth Systems for strategic planning services in an amount not to exceed \$30,000
13. Old Business
 - Sand Point Pool Discussion
 - Superintendent Franklin (Invited)
 - King Cove School Fire Discussion
14. New Business
15. Reports and Updates
16. Assembly Comments
17. Public Comments
18. Next Meeting Date
 - September 12, 2024 Regular Meeting, 2:00pm
19. Adjournment

***All materials pertaining to this meeting are available on the Aleutians East Borough website.**

**COMMUNITY ROLL CALL &
PUBLIC COMMENT ON AGENDA
ITEMS**

CONFLICT OF INTEREST

PRESENTATIONS

- FY2024 Audit Discussion by BDO - George Barker

Document will be sent in a separate link

MINUTES

CALL TO ORDER

Mayor Alvin D. Osterback called the Aleutians East Borough Special Assembly Meeting to order by videoconference in each community on July 17, 2024 at 1:00 p.m.

ROLL CALL

| | |
|--------------------------|---------|
| Mayor Alvin D. Osterback | Present |
| Brenda Wilson | Present |
| Jim Smith | Present |
| Chris Babcock | Present |
| Josephine Shangin | Excused |
| Paul Gronholdt | Present |
| Warren Wilson | Present |
| Tom Hoblet | Present |

Advisory Members:

| | |
|---------------------------------|---------|
| Samantha McNeley, Nelson Lagoon | Present |
|---------------------------------|---------|

Quorum was present.

Staff Present:

Anne Bailey, Administrator
Talia Jean-Louis, Assistant Administrator
Glennora Dushkin, Administrative Assistant
Ernie Weiss, Natural Resources Director
Charlotte Levy, Fishery Analyst
Beverly Ann Rosete, Borough Clerk
Jacki Brandell, Finance Director
Seward Brandell, Accounting Clerk

ADOPTION OF THE AGENDA

Warren moved to Adopt the Agenda, second by Chris

Paul asked about the vacant Advisory seat. The Clerk said she posted a public notice encouraging eligible residents from Cold Bay to submit letters of interest and this was posted for about 2 weeks but the Clerk did not receive any.

Hearing no objections, the Agenda will stand as presented.

COMMUNITY ROLL CALL AND PUBLIC COMMENTS ON AGENDA ITEMS

The communities of King Cove, Sand Point, Akutan, Cold Bay, False Pass, Nelson Lagoon and the Anchorage office were participating by videoconference. Also broadcast on KSDP radio.

CONFLICT OF INTEREST

Mayor Osterback asked for any potential **Conflict of Interests** to discuss. There were no conflicts on agenda items.

MINUTES

June 14, 2024 Regular Assembly Meeting Minutes

MOTION

Warren moved to accept the June 14, 2024 and June 19, 2024 Assembly Meeting Minutes, second by Chris

Hearing no corrections, Minutes will stand as written.

FINANCIAL REPORT

May 2024 Financials

MOTION

Brenda made a motion to approve the May 2024 Financials Report and second by Jim

Administrator Bailey said that for the Raw Fish Tax we received about \$89K which is 54% of the previous 5-year average, so it is significantly lower than what we typically receive in May. However, on Interest Revenue, we received about \$143K, which far exceeded our expectations once again. Everything else is tracking along as it should.

Paul asked when do we usually receive Peter Pan tax from June. Finance Director Brandell said we received it on the 15th of the following month but it will be recorded in June financials.

ROLL CALL

Yeas: Brenda, Chris, Jim, Paul, Warren, Tom Advisory: Samantha

Nay: None

MOTION CARRIED

INVESTMENT REPORT

APCM May 2024 Investment Report

CONSENT AGENDA

PUBLIC HEARINGS

ORDINANCES

RESOLUTIONS

Resolution 25-01, Authorizing the Mayor to Negotiate and Execute a Memorandum of Agreement between the Aleutians East Borough and the City of King Cove Regarding Maintenance of the King Cove Access Road During Fiscal Year 2025

MOTION

Chris made a motion to approved Resolution 25-01, second by Jim

Administrator Bailey said during Fiscal Years 2017 to 2024, the Aleutians East Borough (Borough) and City of King Cove (City) agreed the City would accept responsibility for performing regular maintenance services for the King Cove Access Road. The Borough authorized the City to use a

Borough-owned grader and excavator to assist with the maintenance of the Road, permitted the City to also use the grader/excavator to perform maintenance on other roads owned solely by the City and paid the City \$99,000.00 per fiscal year to conduct maintenance of the Road. The Borough wishes for the City to once again accept the duty to perform regular maintenance services for the Road during Fiscal Year 2025. There were no changes to the terms of the agreement and there is money in the budget.

Paul asked if that is the budget that the Assembly just passed. Administrator Bailey said correct, it is included in our FY2025 budget.

Chris thanked the City public works staff for always keeping the road clean, open and pothole free and he supports this resolution.

ROLL CALL

Yeas: Warren, Jim, Chris, Paul, Brenda, Tom Advisory: Samantha
Nay: None

MOTION CARRIED

Resolution 25-02, Authorizing the Mayor to negotiate and execute a Memorandum of Agreement between the Aleutians East Borough and the City of King Cove regarding the reimbursement of expenses associated with the King Cove Access Project for FY 2025

MOTION

Brenda made a motion to approved Resolution 25-02, second by Chris

Administrator Bailey said on February 27, 2017, the Aleutians East Borough (Borough) and the City of King Cove (City) entered into a Memorandum of Agreement (MOA) pursuant to which the Borough has agreed to reimburse the City for certain expenses related to the King Cove Access Project (KCAP) for FY2025. This is a routine resolution but essentially per this agreement, we would be seeking permission to allocate up to \$100K for ongoing expenditures for FY2025. The draft agreement shows the eligible expenses. Approximately, \$139,000 is available in Sub Department 210 AEB Hovercraft Proceeds Line-Item E 20-867-210-972 Transportation.

Paul asked who are we paying the money to. Administrator Bailey said at the end of fiscal year, the City of King Cove submit invoices to us and we reimburse them, so it goes to the City of King Cove.

ROLL CALL

Yeas: Paul, Brenda, Tom, Warren, Jim, Chris Advisory: Samantha
Nay: None

MOTION CARRIED

Resolution 25-03, Authorizing the Mayor to negotiate and execute a contract with UIC Construction, LLC to provide pre-construction services for the Sand Point K-12 School Major Maintenance Project in an amount not to exceed \$104,075

MOTION

Brenda made a motion to approved Resolution 25-03, second by Jim

Administrator Bailey said the School District received a grant from the State of Alaska, Department of Education & Early Development to conduct major maintenance at the Sand Point School. The project provides for renovations at the Sand Point K-12 School and pool shell (not the actual swimming pool). DOWL has completed the 35% design and began working on the 65% design, and we finally get permission from the State to award a construction contract to the Construction Manager-General Contractor through a Construction Manager- General Contractor Qualification Based Selection (CM-GC QBS) delivery method. Request for Proposal was issued, and a pre-proposal meeting was held on June 17, 2024. One proposal was received and was reviewed. UIC was selected to conduct the work. Phase 1 of UICC's work will include Pre-Construction Services where they will consult with the design team during the remainder of the architectural and engineering design phase. During this phase they will help develop a final cost estimate to construct the project; provide constructability review; prepare a detailed schedule and provide subcontractor pricing. Phase 2 includes construction services.

Jim asked when is the actual construction going to start. Administrator Bailey said we are still finishing the design but we are hoping to start as soon as possible.

Paul asked if the money is actually for the construction and it is just for planning. Administrator Bailey responded yes. Paul continued to comment that there is a contractor in town that may be qualified to do some work and may save the Borough some money.

Mayor Osterback asked if this goes out to bid. Administrator Bailey said yes. This was advertised and this is the only company that responded. Mayor Osterback asked Administrator Bailey if the RFP has a closing date. Administrator Bailey responded yes closing date was June 28, 2024.

Brenda asked if we know any other place that this company worked for in rural Alaska. Administrator Bailey said she does not have the proposal before her but this company has done quite a bit of work in rural Alaska.

ROLL CALL

Yeas: Tom, Chris, Warren, Jim, Paul, Brenda Advisory: Samantha
Nay: None

MOTION CARRIED

Resolution 25-04, Authorizing the Mayor to negotiate and execute a contract with a contractor to conduct Sewer Pipe Repairs at the Sand Point School in an amount not to exceed \$95,000

MOTION

Chris made a motion to approved Resolution 25-04, second by Brenda

Administrator Bailey said the sewage system at the Sand Point School is in need of repairs. The scope of work needed includes removing and replacing sewer piping; to provide fittings, connections, and required tie-ins for piping replacements and performing ancillary work necessary to provide an operable sanitary sewer system at project completion. The requested completion date for the work is September 2, 2024, but there was an option to propose an alternative final completion date, if necessary. On June 19, 2024, Work Order #9 was issued to Kuchar Construction, Klebs Mechanical

and Gould Construction, who are all Construction Term Contractors. The original submission date was July 3, 2024 but was extended to July 10, 2024. The Borough received two proposals by the submission deadline from Gould Construction and Kuchar Construction. Administration has not had an opportunity to review the proposals but is requesting authorization for the Mayor to negotiate and executed a contract with one of the term contractors in an amount not to exceed \$95,000. Funds for this project are available in E 20-220-603-678 Deferred Maintenance.

Jim asked how much is the piping. Administrator Bailey said it was not too much, it is about 65 linear feet and about 100 linear feet on the other side. There are 2 areas that need to be fixed. Jim continued to asked if it is all metal piping. Administrator Bailey said she does not know. Mayor Osterback said, if he remembers it correctly it is steel piping. Jim said that the City of Sand Point's Water and Sewer supervisor said the rust may eat out steel piping over the time.

Paul asked when this project would be done. Administrator Bailey said we asked to complete it by September 2. If all the parts and pieces can get ordered and shipped that is the goal to have the project completed by September 2nd.

ROLL CALL

Yeas: Jim, Warren, Paul, Brenda, Tom, Chris
Advisory: Samantha
Nay: None

MOTION CARRIED

Resolution 25-05, Opposing the Wild Fish Conservancy Petition to list Gulf of Alaska Salmon as Threatened or Endangered under the Endangered Species Act

MOTION

Brenda made a motion to approved Resolution 25-05, second by Jim

Natural Resources Director Wiess said the National Marine Fisheries Service (NMFS) announced on May 24th a positive finding on a petition by the Wild Fish Conservancy to list Gulf of Alaska Chinook salmon as threatened or endangered under the Endangered Species Act (ESA). They offered a 60-day public comment period to get initial information from the public. The State request a 45-day extension and was granted however, the Alaska NMFS administrator said that does not change the NMFS timeline. So, if we can submit comments as early as possible would be better. There are 3 documents are attached, the memo from the Natural Resources Department, the resolution and a 3-page memo from Department of Fish and Game. The resolution states that Aleutians East Borough opposes the petition to list chinook salmon as threatened or endangered and directs the Natural Resources Department to research and report on out local knowledge to respond to the request for information.

Paul asked if the recent Supreme Court Chevron ruling could affect the time or decision-making process of this action. Natural Resources Director Weiss said that it seems that the Endangered Species Act specifically allow those agencies to go through this process to list endangered or threatened and to create critical habitat, so in his opinion no, and he doesn't think that decision actually impacts North Pacific Observer Program.

Warren commented that there are a lot of chinook in the ocean and thinks that this petition should be thrown out. Natural Resources Director Weiss added that a lot of people will agree with Warren.

Mayor Osterback added that all these petitions that are following the same path into shutting us down, we have to oppose them whether it is North Pacific Council or Board of Fish.

ROLL CALL

Yeas: Brenda, Tom, Chris, Jim, Warren, Paul
Nay: None

MOTION CARRIED

OLD BUSINESS

NEW BUSINESS

REPORTS AND UPDATES

Administrator's Report in packet. Highlights below:

King Cove Access Project: Sec. Haaland has launched a new Supplemental EIS process (SEIS) to evaluate an ANILCA 1302 (h) opportunity for a land exchange between the King Cove Corporation and the federal government. The Secretary's goal is to have the Department of the Interior complete the SEIS by late summer and make available for public review in September and October, and then issue her Record of Decision in early December for what we need (and hope) is an approved and equitable land exchange that will allow the State of Alaska to permit, fund, and construct the road. Meanwhile, the Group has remained in frequent contact with U.S. Senators Lisa Murkowski, Dan Sullivan and Congresswoman Mary Peltola. The Alaska Delegation continues to remain supportive of this issue.

School Maintenance Items:

False Pass School Electrical Work: ACS has completed repairing a 100-pair line that was damaged and he has tagged and terminated the phone link. The Phone line should now be connected to the fire alarm panel, which is a big milestone for this project. We will now work with the electrical company to complete the remainder of the electrical work.

False Pass School Water Heater and Air Handling Unit Work: Additional work needs to be conducted on the AHU. DOWL and administration are working out logistics to conduct this work.

False Pass School Siding: The False Pass Tribe has offered to repair the siding at the False Pass School. The Borough, DOWL and the Tribe continue to discuss the repairs.

Akutan School Work: Kuchar just received notice from the State Fire Marshall's office that a permit was not required to conduct the work. Kuchar is in the process of finalizing their schedule, so they will be going out soon to conduct their work for the back stairwell.

Sand Point Sewer Lines: The resolution was just approved, and we will be working with DOWL to select someone. The administration is in the process of reviewing the applications. Anticipated to have the work completed in early September 2024.

Annual Boiler and HVAC Maintenance: The Boiler and HVAC Annual Maintenance Proposal is being revised and will be reissued soon.

King Cove Fire Work: We had a meeting with DOWL, AMLJIA and AshwaterBurns, which is the company we selected to conduct the work. We are going to sign an agreement with AMLJIA that AshwaterBurn can submit invoices to them directly. They are scheduled to come out last week of July. We have a deductible of \$50K.

Sand Point Harbor Float: In July, Moffatt & Nichol sent letters to NOAA and US Fish & Wildlife from MARAD requesting the respective agencies concurrence to apply the previous USACE consultation to fulfill MARAD's obligation under Section 7(a)(2). Both entities responded that this would work. On July 11, 2024, M&N submitted the revised NEPA Environmental Assessment to MARAD for their legal review. As soon as the FONSI

is issued, the project can go to bid. As soon as we have contractor selected, that will come back for an approval and then we will get that to the State of Alaska, then the State grant can be executed.

Sand Point School DEED Grant: The resolution was just approved. In June 2024, the Governor signed both the Operating and Capital budgets, which included the supplemental funding request for the Sand Point School. Therefore, for this project the State participating share is \$4,427,407 and the Borough's participating share is \$2,383,989.

Akun Feasibility Study

The Regional Integration Team will conduct a final Policy & Legal Compliance Review and begin its work on the Chief of Engineers Report for Congressional Authorization, anticipated for July 16, 2024.

Other Items: On June 4, 2024, the Mayor sent a letter to DOT Commissioner Anderson explaining the high cost to run the link between Akutan and Akun and requested the State's support to help determine a solution to the transportation link, whether it is monetary or administrative. On June 26, 2024, Commissioner Anderson, Mayor Osterback, Mark Hickey and I met to discuss the link in greater detail.

On July 8, 2024, Jacki, Seward and I attended financial software training at Caselle in Provo, Utah. The new software is incredible and will make financial operations more effective and efficient. The tentative install date is August 12, 2024.

Tom asked what happened if we don't get the State grant. Administrator Bailey responded that we will. We have been constantly in contact with them, and they are very aware of where we are in our situation.

Paul asked what the status of the swimming pool is. Administrator Bailey said she has no update. Paul asked to have the pool item added on the next meeting agenda.

Mayor Osterback commented that they had meetings prior with the engineers and they said we can utilize it if we want. There will be water loss so we left it to the School Board and they decided not to open it.

Administrator Bailey added we can have the Pool item in the next meeting and have the School District present.

Assistant Administrator's Report in packet. Highlights below:

Healthy & Equitable Communities (HEC) Grant: On June 17, 2024, Paul Mueller with Eastern Aleutian Tribes utilized his resources and connections to correctly deliver the morgue for Nelson Lagoon to its correct location. All three morgues are now in their location. We now just waiting for the UIC to get the final pay application for the generator, once this is submitted, this grant will be done.

Alaska Department of Education & Early Development (DEED) Grant: On June 28, 2024, Governor Dunleavy signed the operating and capital budgets. After speaking with SCERC, we are now waiting for the revised project agreement before we send it to the district. We are anticipating to get that around October or November of 2024.

ICE Services: Microsoft Teams Phone Transition: The Borough is transitioning from ACS phones to Microsoft Teams phones as a cost-saving method. ICE Services has procured the Teams phones licenses, configured the users, Extensions, and Phone Tree, received the physical handsets, and prepared them for deployment. Currently, they are waiting for ACS to approve the number port to Microsoft. If this work out smoothly in Anchorage office, we will eventually transition Sand Point and King Cove Office as well.

ISO Tank Purchase: The Borough's last inspection of the ISO tank was in April 2022, and the next inspection is due on October 18, 2024. The Borough will purchase a new tank before the inspection date as the current tank is outdated. The cost of a new tank ranges from \$7,000 to \$30,000, with funds set.

Maintenance Connection: Administration continues to utilize Maintenance Connection from SERCC, were the Borough can perform tasks such as processing maintenance requests, creating work orders, setting up preventive schedules, creating purchase orders, and reordering inventory.

Chris asked who is responsible for installing the morgues. Assistant Administrator Jean-Louis said the Paul Mueller has a team that are working with him to set it up. Chris continued that the morgue in False Pass has been there for six months and still not installed. Assistant Administrator Jean-Louis said hopefully all morgues will be installed soon.

Natural Resources Director Report in packet. Highlights below:

North Pacific Fishery Management Council: They are still waiting for the Secretary of Commerce appointments to the NPFMC and Pacific Council. All other fishery council seats were announced at the end of June.

Alaska Board of Fisheries: New Board of Fish member terms began July; their names are included in my report. We are waiting for the proposal book to see if there are ACRs that target Area M. On-time public comments on ACRs are due October 15.

Bering Sea Crab Disaster Funding: ADFG published the initial spend plan for the 2023/2024 Bering Sea Snow Crab Fishery Disaster determined by the Secretary of Commerce. Funding has not yet been appropriated. Comments are due on the draft plan July 19. We've been meeting with other impacted communities to prepare a joint comment letter requesting improved allowance for community relief. The 2021/2023 and 2022/2023 Bering Sea Crab Fisheries Disaster funds (total appropriated \$191 million) final spend plan was sent to PSMFC and still needs to be approved by OMB. Akutan, King Cove and the Borough will receive funding from these disaster grants.

Loper Bright v. Raimondo: The historic June 28 Supreme Court decision Loper Bright Enterprises v. Raimondo ended the 40-year Chevron deference to federal agencies and seems to have serious implications to regulations promulgated by federal agencies, not specifically spelled out by Congress. This is over small boats objection to observers on their boat and having to pay for those observers. It does not look like our observer program will be under that.

AEB Fish Tax: We received the lowest fish tax for June in over 20 years.

Salmon: Nelson Lagoons has exceeded their escapement going back as far as 1962. The highest escapement ever published is 633K. Part of the reason for that is that there are less effort and not as many permits in the water and their market for salmon is smaller. The harvest published yesterday is 171K.

Paul asked if Natural Resources Department keep track of the reds going up at the Nelson River. Natural Resources Director Weiss said they will look into that.

Fishery Analyst Report in packet. Highlights below:

Electronic Monitoring - GOA5/EFP: The subrecipient contracts for AGDB and PFC have been finalized. I am working with NFWF to get the final reimbursement for the previous grant, so we can close it out. I am reviewing the draft CMCPs for both processors which will be submitted to NMFS AKRO in anticipation of processing pollock in B Season. Saltwater technicians serviced vessels in Sand Point in July, and will plan another trip to both Sand Point and King Cove prior to B season. They have completed a full inventory of tenders systems and we are looking at developing a "EM library" that will remove the burden of processors owning/tracking systems and systems can be shared easily among processors which improves the life of the equipment and reduces the pressure to build new EM systems right before the season.

Salmon: I am working with processors and ADFG to reconcile the fish tickets in the portal and cleanup data to prepare the post-season report. The fleet again did an excellent job managing the fishery, especially considering it was another low volume year with sporadically higher chum presence. In season, the seine fleet remained well under both triggers. Preliminary data shows 318K chum harvested by the seine fleet, roughly 75% of the total South Peninsula harvest of 418K. Seine harvest was roughly 34% lower than the 10-year (2013-2023) average, but 43% higher than 2023 harvest due to natural fluctuations in annual chum runs and timing/presence. The drift beta version of the portal was implemented with roughly 50 CAMF members signing

up. We will schedule a debrief, but a lot of work needs to be done to refine this version and how it can be used in season for drifters. ADFG has published an abbreviated report of 2023 genetic sampling results, with a link in my report.

AFSC Cod Tagging Project: The final 10 summer tags were scheduled to be released at Sanak Island after the close of the June fishery. We publicly posted an RFP for the charter as the previously used vessel out of King Cove (2023) was not available. There was only one applicant and the contract was awarded to the FV Cape St. Elias, but due to mechanical reasons the contract was amended to a sister vessel the FV Alaskan Lady. All tags were successfully released, special shout out to Captain Keith Williams and his crew who were excellent scientists! Kim Rand has been developing the R Markdown code that will use a standardized template to produce the summary statistics and geolocation pathway for each tagged fish (which significantly reduces the time/workload). Once complete, we will produce a report for each tagged fish which will be published through a NOAA Technical Memo, allowing for other users (i.e. stock assessment authors) to appropriately reference our results. After contacting PSMFC multiple times, we were notified that the budget amendment and the invoices have been processed and should be paid before year-end. However, we have not received payment and are still trying to receive an update on when payments will be processed.

Administrator Bailey asked how long does it usually take the tags to pop up. Fishery Analyst Levy said usually 6 months. They released almost 300 tags and learning a lot about challenges of using satellite tags. We are having few issues with the tags but we are working with the manufacturer it looks like a lot of tags maybe warrantied.

Paul commented that there is a research boat from Kodiak here doing cod research. Is there a way we can look at the results of their results. Fishery Analysts Levy said the researcher is doing research in juvenile cod and they are doing some early history work and she will probably have the results same time as that we do. Maybe end of next year

Finance Director Report in packet. Highlights below:

Audit – We have had our initial audit planning meeting with the auditors and discussed some proactive deadlines for data to test. We have begun preparing data, such as payroll, as there are no anticipated changes as we have already posted the last period of the fiscal year.

Financial Policies and Procedures – I recently attended a webinar, Unlocking the Revisions to the Uniform Guidance and Single Audits detailing the updates to the Code of Federal Regulations. Some of these changes will have impact to the Borough, such as an increase in the de minimis rate from 10% to 15%, increase in capitalization threshold and single audit requirement thresholds. The final guidance will go into effect October 1, 2024.

Caselle – As I prepare the report, we are in the middle of the pre-live training in Provo, Utah. Even though we have only just begun training in one module, it already very evident that this system is going to streamline so many processes. More to come on this in the next meeting, as we navigate through the conversion and customize the set to meet our specific needs. We do have set dates for the live training for August 12th, with our July 2024 data, so if everything goes well, this puts us into the new system for the start of the fiscal year. This new system will make all the procedures smoother and so much simpler.

Routine tasks- An unaudited version of the June financials is in the works as we need to ensure all the data for the entire fiscal year is captured. It is also the end of the quarter, so quarterly reports for the grants need to be completed. All these reports must reconcile to the year-end data so closing the June financials takes more time than a typical month. Quarterly reports for payroll have been completed, and routine tasks are operating smoothly.

Mayor Osterback said he appreciates Anne, Jacki and Seward going one the training.

ASSEMBLY COMMENTS

PUBLIC COMMENTS

NEXT MEETING DATE: August 8, 2024 2:00 PM

ADJOURNMENT

Brenda moved to adjourn the meeting, second by Chris. Hearing no more, the meeting adjourned 2:14 PM

Mayor Alvin D. Osterback

Beverly Ann Rosete, Borough Clerk

Date: _____

FINANCIAL REPORT

Aleutians East Borough *Revenue Guideline©

08/01/24

Current Period: JUNE 23-24

| | | | 23-24 | 23-24 | JUNE | 23-24 | % of YTD |
|-----------------------------------|----------|------------------------|-----------------------|-----------------------|-----------------------|----------------------|----------------|
| | | | YTD Budget | YTD Amt | MTD Amt | YTD Balance | Budget |
| Fund 01 GENERAL FUND | | | | | | | |
| Active | R 01-201 | INTEREST REVENUE | \$500,000.00 | \$1,459,805.14 | \$36,477.92 | -\$959,805.14 | 291.96% |
| Active | R 01-203 | OTHER REVENUE | \$79,000.00 | \$73,215.59 | \$2,800.00 | \$5,784.41 | 92.68% |
| Active | R 01-205 | Unrealized Gains/Loss | \$0.00 | \$97,810.89 | \$97,810.89 | -\$97,810.89 | 0.00% |
| Active | R 01-218 | AEB RAW FISH TAX | \$4,000,000.00 | \$2,713,456.98 | \$241,625.78 | \$1,286,543.02 | 67.84% |
| Active | R 01-225 | ANC OFFICE LEASE | \$0.00 | \$70,405.44 | \$5,867.12 | -\$70,405.44 | 0.00% |
| Active | R 01-233 | STATE PERS ON-BEHALF | \$0.00 | \$23,862.21 | \$23,862.21 | -\$23,862.21 | 0.00% |
| Active | R 01-265 | STATE SHARED RAW FIS | \$1,900,000.00 | \$2,641,694.10 | \$0.00 | -\$741,694.10 | 139.04% |
| Active | R 01-266 | STATE SHARED FISHFMA | \$100,000.00 | \$114,675.64 | \$0.00 | -\$14,675.64 | 114.68% |
| Active | R 01-267 | STATE SHARED FISHFMA | \$1,500.00 | \$4,196.35 | \$0.00 | -\$2,696.35 | 279.76% |
| Active | R 01-270 | STATE REVENUE OTHER | \$315,000.00 | \$363,404.27 | \$0.00 | -\$48,404.27 | 115.37% |
| Active | R 01-291 | PLO-95 PAYMNT IN LIEU | \$615,000.00 | \$765,084.00 | \$765,084.00 | -\$150,084.00 | 124.40% |
| Active | R 01-292 | USFWS LANDS | \$15,000.00 | \$15,849.00 | \$15,849.00 | -\$849.00 | 105.66% |
| Active | R 01-297 | LATCF Revenue Enhancem | \$0.00 | \$0.00 | \$0.00 | \$0.00 | 0.00% |
| Total Fund 01 GENERAL FUND | | | \$7,525,500.00 | \$8,343,459.61 | \$1,189,376.92 | -\$817,959.61 | 110.87% |

Aleutians East Borough *Expenditure Guideline©

08/01/24

Current Period: JUNE 23-24

| | | | 23-24 | 23-24 | JUNE | 23-24 | % of YTD |
|--|------------------|----------------|---------------------|---------------------|--------------------|----------------------|----------------|
| | | | YTD Budget | YTD Amt | MTD Amt | YTD Balance | Budget |
| Fund 01 GENERAL FUND | | | | | | | |
| DEPT 100 MAYORS OFFICE | | | | | | | |
| Active | E 01-100-000-300 | SALARIES | \$92,116.00 | \$97,259.40 | \$8,857.10 | -\$5,143.40 | 105.58% |
| Active | E 01-100-000-350 | FRINGE BENEFIT | \$44,652.00 | \$45,410.59 | \$6,459.16 | -\$758.59 | 101.70% |
| Active | E 01-100-000-400 | TRAVEL AND PER | \$33,000.00 | \$38,480.14 | (\$788.99) | -\$5,480.14 | 116.61% |
| Active | E 01-100-000-425 | TELEPHONE | \$1,000.00 | \$2,035.36 | \$982.11 | -\$1,035.36 | 203.54% |
| Active | E 01-100-000-475 | SUPPLIES | \$750.00 | \$137.25 | \$0.00 | \$612.75 | 18.30% |
| Active | E 01-100-000-530 | DUES AND FEES | \$2,000.00 | \$2,544.81 | \$19.99 | -\$544.81 | 127.24% |
| Active | E 01-100-000-554 | AK LOBBIST | \$45,000.00 | \$42,808.74 | \$3,500.00 | \$2,191.26 | 95.13% |
| Active | E 01-100-000-555 | FEDERAL LOBBIS | \$75,600.00 | \$75,600.00 | \$12,600.00 | \$0.00 | 100.00% |
| SUBDEPT 000 | | | <u>\$294,118.00</u> | <u>\$304,276.29</u> | <u>\$31,629.37</u> | <u>-\$10,158.29</u> | <u>103.45%</u> |
| Total DEPT 100 MAYORS OFFICE | | | \$294,118.00 | \$304,276.29 | \$31,629.37 | -\$10,158.29 | 103.45% |
| DEPT 105 ASSEMBLY | | | | | | | |
| Active | E 01-105-000-300 | SALARIES | \$40,500.00 | \$28,500.00 | \$3,600.00 | \$12,000.00 | 70.37% |
| Active | E 01-105-000-350 | FRINGE BENEFIT | \$167,000.00 | \$148,851.79 | \$11,036.01 | \$18,148.21 | 89.13% |
| Active | E 01-105-000-400 | TRAVEL AND PER | \$81,000.00 | \$55,287.71 | \$0.00 | \$25,712.29 | 68.26% |
| Active | E 01-105-000-475 | SUPPLIES | \$1,000.00 | \$145.02 | \$0.00 | \$854.98 | 14.50% |
| Active | E 01-105-000-530 | DUES AND FEES | \$6,000.00 | \$3,950.00 | \$0.00 | \$2,050.00 | 65.83% |
| SUBDEPT 000 | | | <u>\$295,500.00</u> | <u>\$236,734.52</u> | <u>\$14,636.01</u> | <u>\$58,765.48</u> | <u>80.11%</u> |
| Total DEPT 105 ASSEMBLY | | | \$295,500.00 | \$236,734.52 | \$14,636.01 | \$58,765.48 | 80.11% |
| DEPT 150 PLANNING/CLERKS DEPARTMENT | | | | | | | |
| Active | E 01-150-000-300 | SALARIES | \$75,595.00 | \$74,670.36 | \$7,173.27 | \$924.64 | 98.78% |
| Active | E 01-150-000-350 | FRINGE BENEFIT | \$31,500.00 | \$40,740.03 | \$13,663.87 | -\$9,240.03 | 129.33% |
| Active | E 01-150-000-400 | TRAVEL AND PER | \$12,500.00 | \$14,234.03 | \$912.75 | -\$1,734.03 | 113.87% |
| Active | E 01-150-000-425 | TELEPHONE | \$12,000.00 | \$11,226.53 | \$1,005.08 | \$773.47 | 93.55% |
| Active | E 01-150-000-450 | POSTAGE/SPEED | \$1,000.00 | \$833.97 | \$31.13 | \$166.03 | 83.40% |
| Active | E 01-150-000-475 | SUPPLIES | \$2,000.00 | \$2,770.27 | \$296.31 | -\$770.27 | 138.51% |
| Active | E 01-150-000-530 | DUES AND FEES | \$3,500.00 | \$5,155.56 | \$224.98 | -\$1,655.56 | 147.30% |
| Active | E 01-150-000-650 | ELECTION | \$8,500.00 | \$3,069.02 | \$0.00 | \$5,430.98 | 36.11% |
| SUBDEPT 000 | | | <u>\$146,595.00</u> | <u>\$152,699.77</u> | <u>\$23,307.39</u> | <u>-\$6,104.77</u> | <u>104.16%</u> |
| Total DEPT 150 PLANNING/CLERKS DEPARTMENT | | | \$146,595.00 | \$152,699.77 | \$23,307.39 | -\$6,104.77 | 104.16% |
| DEPT 200 ADMINISTRATION | | | | | | | |
| Active | E 01-200-000-300 | SALARIES | \$213,200.00 | \$206,956.57 | \$11,280.49 | \$6,243.43 | 97.07% |
| Active | E 01-200-000-350 | FRINGE BENEFIT | \$89,500.00 | \$98,528.14 | \$21,275.74 | -\$9,028.14 | 110.09% |
| Active | E 01-200-000-380 | CONTRACT LABO | \$75,000.00 | \$74,228.46 | \$0.00 | \$771.54 | 98.97% |
| Active | E 01-200-000-381 | ENGINEERING | \$25,000.00 | \$67,169.50 | \$11,320.00 | -\$42,169.50 | 268.68% |
| Active | E 01-200-000-382 | ANCHORAGE OFF | \$0.00 | \$67,598.01 | \$5,272.43 | -\$67,598.01 | 0.00% |
| Active | E 01-200-000-400 | TRAVEL AND PER | \$15,000.00 | \$12,992.47 | \$3,814.90 | \$2,007.53 | 86.62% |
| Active | E 01-200-000-425 | TELEPHONE | \$5,000.00 | \$4,641.91 | \$394.64 | \$358.09 | 92.84% |
| Active | E 01-200-000-450 | POSTAGE/SPEED | \$500.00 | \$276.96 | \$66.69 | \$223.04 | 55.39% |
| Active | E 01-200-000-475 | SUPPLIES | \$3,500.00 | \$1,879.06 | \$228.00 | \$1,620.94 | 53.69% |
| Active | E 01-200-000-525 | RENTAL/LEASE | \$10,867.00 | \$10,866.83 | \$905.57 | \$0.17 | 100.00% |
| Active | E 01-200-000-530 | DUES AND FEES | \$11,000.00 | \$7,237.05 | \$125.00 | \$3,762.95 | 65.79% |
| SUBDEPT 000 | | | <u>\$448,567.00</u> | <u>\$552,374.96</u> | <u>\$54,683.46</u> | <u>-\$103,807.96</u> | <u>123.14%</u> |
| Total DEPT 200 ADMINISTRATION | | | \$448,567.00 | \$552,374.96 | \$54,683.46 | -\$103,807.96 | 123.14% |
| DEPT 201 Assistant Administrator | | | | | | | |
| Active | E 01-201-000-300 | SALARIES | \$98,280.00 | \$98,370.00 | \$9,450.00 | -\$90.00 | 100.09% |
| Active | E 01-201-000-350 | FRINGE BENEFIT | \$35,500.00 | \$46,768.35 | \$18,194.92 | -\$11,268.35 | 131.74% |
| Active | E 01-201-000-400 | TRAVEL AND PER | \$8,000.00 | \$4,642.95 | \$0.00 | \$3,357.05 | 58.04% |
| Active | E 01-201-000-425 | TELEPHONE | \$1,350.00 | \$1,379.87 | \$116.46 | -\$29.87 | 102.21% |
| Active | E 01-201-000-475 | SUPPLIES | \$200.00 | \$408.19 | \$24.57 | -\$208.19 | 204.10% |

Aleutians East Borough *Expenditure Guideline©

08/01/24

Current Period: JUNE 23-24

| | | | 23-24 | 23-24 | JUNE | 23-24 | % of YTD |
|---|------------------|----------------|---------------------|---------------------|--------------------|---------------------|----------------|
| | | | YTD Budget | YTD Amt | MTD Amt | YTD Balance | Budget |
| Active | E 01-201-000-525 | RENTAL/LEASE | \$10,723.00 | \$10,722.96 | \$893.58 | \$0.04 | 100.00% |
| Active | E 01-201-000-530 | DUES AND FEES | \$1,250.00 | \$505.00 | \$0.00 | \$745.00 | 40.40% |
| SUBDEPT 000 | | | \$155,303.00 | \$162,797.32 | \$28,679.53 | -\$7,494.32 | 104.83% |
| Total DEPT 201 Assistant Administrator | | | \$155,303.00 | \$162,797.32 | \$28,679.53 | -\$7,494.32 | 104.83% |
| DEPT 250 FINANCE DEPARTMENT | | | | | | | |
| Active | E 01-250-000-300 | SALARIES | \$133,000.00 | \$118,899.06 | \$2,362.77 | \$14,100.94 | 89.40% |
| Active | E 01-250-000-350 | FRINGE BENEFIT | \$63,000.00 | \$74,426.09 | \$25,604.09 | -\$11,426.09 | 118.14% |
| Active | E 01-250-000-380 | CONTRACT LABO | \$90,000.00 | \$20,661.25 | \$525.00 | \$69,338.75 | 22.96% |
| Active | E 01-250-000-400 | TRAVEL AND PER | \$12,500.00 | \$23,925.92 | \$5,975.22 | -\$11,425.92 | 191.41% |
| Active | E 01-250-000-425 | TELEPHONE | \$10,500.00 | \$8,802.74 | \$714.98 | \$1,697.26 | 83.84% |
| Active | E 01-250-000-450 | POSTAGE/SPEED | \$1,000.00 | \$524.85 | \$500.00 | \$475.15 | 52.49% |
| Active | E 01-250-000-475 | SUPPLIES | \$7,000.00 | \$7,279.60 | \$1,195.00 | -\$279.60 | 103.99% |
| Active | E 01-250-000-500 | EQUIPMENT | \$15,000.00 | \$0.00 | \$0.00 | \$15,000.00 | 0.00% |
| Active | E 01-250-000-525 | RENTAL/LEASE | \$6,000.00 | \$9,000.00 | \$750.00 | -\$3,000.00 | 150.00% |
| Active | E 01-250-000-530 | DUES AND FEES | \$1,500.00 | \$3,178.01 | \$0.00 | -\$1,678.01 | 211.87% |
| Active | E 01-250-000-550 | AUDIT | \$95,000.00 | \$92,253.53 | \$0.00 | \$2,746.47 | 97.11% |
| SUBDEPT 000 | | | \$434,500.00 | \$358,951.05 | \$37,627.06 | \$75,548.95 | 82.61% |
| Total DEPT 250 FINANCE DEPARTMENT | | | \$434,500.00 | \$358,951.05 | \$37,627.06 | \$75,548.95 | 82.61% |
| DEPT 650 RESOURCE DEPARTMENT | | | | | | | |
| Active | E 01-650-000-300 | SALARIES | \$209,000.00 | \$193,109.29 | \$15,409.47 | \$15,890.71 | 92.40% |
| Active | E 01-650-000-350 | FRINGE BENEFIT | \$81,515.00 | \$91,528.29 | \$23,772.71 | -\$10,013.29 | 112.28% |
| Active | E 01-650-000-380 | CONTRACT LABO | \$20,000.00 | \$2,897.50 | \$0.00 | \$17,102.50 | 14.49% |
| Active | E 01-650-000-400 | TRAVEL AND PER | \$20,000.00 | \$16,786.28 | \$2,936.75 | \$3,213.72 | 83.93% |
| Active | E 01-650-000-402 | NPFMC MEETING | \$10,000.00 | \$53.25 | \$0.00 | \$9,946.75 | 0.53% |
| Active | E 01-650-000-403 | BOF Meetings | \$25,000.00 | \$2,523.87 | \$0.00 | \$22,476.13 | 10.10% |
| Active | E 01-650-000-425 | TELEPHONE | \$3,000.00 | \$2,535.96 | \$232.91 | \$464.04 | 84.53% |
| Active | E 01-650-000-475 | SUPPLIES | \$2,000.00 | \$298.73 | \$9.17 | \$1,701.27 | 14.94% |
| Active | E 01-650-000-525 | RENTAL/LEASE | \$27,632.00 | \$27,631.20 | \$2,302.60 | \$0.80 | 100.00% |
| Active | E 01-650-000-530 | DUES AND FEES | \$2,000.00 | \$2,631.20 | \$169.49 | -\$631.20 | 131.56% |
| SUBDEPT 000 | | | \$400,147.00 | \$339,995.57 | \$44,833.10 | \$60,151.43 | 84.97% |
| Total DEPT 650 RESOURCE DEPARTMENT | | | \$400,147.00 | \$339,995.57 | \$44,833.10 | \$60,151.43 | 84.97% |
| DEPT 651 COMMUNICATION DIRECTOR | | | | | | | |
| Active | E 01-651-011-300 | SALARIES | \$119,191.00 | \$34,278.12 | \$0.00 | \$84,912.88 | 28.76% |
| Active | E 01-651-011-350 | FRINGE BENEFIT | \$34,775.00 | \$10,159.42 | \$3,593.69 | \$24,615.58 | 29.21% |
| Active | E 01-651-011-400 | TRAVEL AND PER | \$9,000.00 | \$0.00 | \$0.00 | \$9,000.00 | 0.00% |
| Active | E 01-651-011-425 | TELEPHONE | \$2,000.00 | \$1,379.87 | \$116.46 | \$620.13 | 68.99% |
| Active | E 01-651-011-475 | SUPPLIES | \$750.00 | \$584.00 | \$4.58 | \$166.00 | 77.87% |
| Active | E 01-651-011-525 | RENTAL/LEASE | \$11,142.00 | \$11,141.52 | \$928.46 | \$0.48 | 100.00% |
| Active | E 01-651-011-530 | DUES AND FEES | \$800.00 | \$0.00 | \$0.00 | \$800.00 | 0.00% |
| Active | E 01-651-011-532 | ADVERTISING | \$9,250.00 | \$12,236.97 | \$0.00 | -\$2,986.97 | 132.29% |
| Active | E 01-651-011-943 | WEB SERVICE | \$3,000.00 | \$2,340.00 | \$2,340.00 | \$660.00 | 78.00% |
| SUBDEPT 011 PUBLIC INFORMATION | | | \$189,908.00 | \$72,119.90 | \$6,983.19 | \$117,788.10 | 37.98% |
| Total DEPT 651 COMMUNICATION DIRECTOR | | | \$189,908.00 | \$72,119.90 | \$6,983.19 | \$117,788.10 | 37.98% |
| DEPT 700 PUBLIC WORKS DEPARTMENT | | | | | | | |
| Active | E 01-700-000-300 | SALARIES | \$70,000.00 | \$17,562.50 | \$525.00 | \$52,437.50 | 25.09% |
| Active | E 01-700-000-350 | FRINGE BENEFIT | \$32,453.00 | \$1,519.21 | \$45.42 | \$30,933.79 | 4.68% |
| Active | E 01-700-000-400 | TRAVEL AND PER | \$8,000.00 | \$0.00 | \$0.00 | \$8,000.00 | 0.00% |
| Active | E 01-700-000-475 | SUPPLIES | \$2,000.00 | \$7,420.20 | \$149.58 | -\$5,420.20 | 371.01% |
| Active | E 01-700-000-530 | DUES AND FEES | \$1,000.00 | \$0.00 | \$0.00 | \$1,000.00 | 0.00% |
| SUBDEPT 000 | | | \$113,453.00 | \$26,501.91 | \$720.00 | \$86,951.09 | 23.36% |
| Total DEPT 700 PUBLIC WORKS DEPARTMENT | | | \$113,453.00 | \$26,501.91 | \$720.00 | \$86,951.09 | 23.36% |

Aleutians East Borough *Expenditure Guideline©

08/01/24

Current Period: JUNE 23-24

| | | | 23-24 | 23-24 | JUNE | 23-24 | % of YTD |
|-----------------------------------|------------------|--------------------|----------------|-----------------|--------------|----------------|----------|
| | | | YTD Budget | YTD Amt | MTD Amt | YTD Balance | Budget |
| DEPT 844 KCAP | | | | | | | |
| Active | E 01-844-000-475 | SUPPLIES | \$1,000.00 | \$0.00 | \$0.00 | \$1,000.00 | 0.00% |
| Active | E 01-844-000-603 | MAINTENANCE | \$110,000.00 | \$100,261.59 | \$99,000.00 | \$9,738.41 | 91.15% |
| SUBDEPT 000 | | | \$111,000.00 | \$100,261.59 | \$99,000.00 | \$10,738.41 | 90.33% |
| Total DEPT 844 KCAP | | | \$111,000.00 | \$100,261.59 | \$99,000.00 | \$10,738.41 | 90.33% |
| DEPT 850 EDUCATION | | | | | | | |
| Active | E 01-850-000-700 | LOCAL SCHOOL C | \$800,000.00 | \$800,000.00 | \$200,000.00 | \$0.00 | 100.00% |
| Active | E 01-850-000-701 | SCHOOL SCHOLA | \$35,000.00 | \$34,510.10 | \$0.00 | \$489.90 | 98.60% |
| Active | E 01-850-000-756 | STUDENT TRAVE | \$20,000.00 | \$20,000.00 | \$0.00 | \$0.00 | 100.00% |
| SUBDEPT 000 | | | \$855,000.00 | \$854,510.10 | \$200,000.00 | \$489.90 | 99.94% |
| Total DEPT 850 EDUCATION | | | \$855,000.00 | \$854,510.10 | \$200,000.00 | \$489.90 | 99.94% |
| DEPT 900 OTHER | | | | | | | |
| Active | E 01-900-000-386 | MANAGEMENT FE | \$0.00 | \$0.00 | \$0.00 | \$0.00 | 0.00% |
| Active | E 01-900-000-500 | EQUIPMENT | \$22,500.00 | \$70,780.53 | \$3,471.89 | -\$48,280.53 | 314.58% |
| Active | E 01-900-000-515 | AEB VEHICLES | \$3,000.00 | \$747.87 | \$120.19 | \$2,252.13 | 24.93% |
| Active | E 01-900-000-525 | RENTAL/LEASE | \$0.00 | \$0.00 | \$0.00 | \$0.00 | 0.00% |
| Active | E 01-900-000-526 | UTILITIES | \$27,000.00 | \$61,350.47 | \$8,303.50 | -\$34,350.47 | 227.22% |
| Active | E 01-900-000-532 | ADVERTISING | \$0.00 | \$0.00 | \$0.00 | \$0.00 | 0.00% |
| Active | E 01-900-000-551 | LEGAL | \$85,000.00 | \$60,080.60 | \$6,036.50 | \$24,919.40 | 70.68% |
| Active | E 01-900-000-552 | INSURANCE | \$288,000.00 | \$288,965.00 | \$0.00 | -\$965.00 | 100.34% |
| Active | E 01-900-000-577 | FUEL | \$44,000.00 | \$14,291.42 | \$0.00 | \$29,708.58 | 32.48% |
| Active | E 01-900-000-727 | BANK FEES | \$6,000.00 | \$321.90 | \$52.38 | \$5,678.10 | 5.37% |
| Active | E 01-900-000-750 | Operating Transfer | \$0.00 | \$0.00 | \$0.00 | \$0.00 | 0.00% |
| Active | E 01-900-000-751 | OPERATING TRA | \$0.00 | \$0.00 | \$0.00 | \$0.00 | 0.00% |
| Active | E 01-900-000-752 | CONTRIBUTION T | \$150,000.00 | \$150,000.00 | \$37,500.00 | \$0.00 | 100.00% |
| Active | E 01-900-000-753 | MISC EXPENSE | \$20,000.00 | \$69,772.64 | \$36,655.53 | -\$49,772.64 | 348.86% |
| Active | E 01-900-000-757 | DONATIONS | \$23,500.00 | \$21,500.00 | \$5,500.00 | \$2,000.00 | 91.49% |
| Active | E 01-900-000-759 | KSDP-Contribution | \$10,000.00 | \$10,000.00 | \$10,000.00 | \$0.00 | 100.00% |
| Active | E 01-900-000-760 | REVENUE SHARI | \$15,789.00 | \$15,789.00 | \$0.00 | \$0.00 | 100.00% |
| Active | E 01-900-000-770 | Depreciation Expen | \$0.00 | -\$3,451,401.56 | \$0.00 | \$3,451,401.56 | 0.00% |
| Active | E 01-900-000-798 | PERS Prior Period | \$0.00 | \$0.00 | \$0.00 | \$0.00 | 0.00% |
| Active | E 01-900-000-799 | PERS Expense | \$35,000.00 | \$38,894.39 | \$0.00 | -\$3,894.39 | 111.13% |
| Active | E 01-900-000-943 | WEB SERVICE | \$39,500.00 | \$56,359.58 | \$9,238.59 | -\$16,859.58 | 142.68% |
| SUBDEPT 000 NO DESCR | | | \$769,289.00 | -\$2,592,548.16 | \$116,878.58 | \$3,361,837.16 | -337.01% |
| Total DEPT 900 OTHER | | | \$769,289.00 | -\$2,592,548.16 | \$116,878.58 | \$3,361,837.16 | -337.01% |
| Total Fund 01 GENERAL FUND | | | \$4,213,380.00 | \$568,674.82 | \$658,977.69 | \$3,644,705.18 | 13.50% |

Aleutians East Borough *Revenue Guideline©

08/01/24

Current Period: JUNE 23-24

| | | 23-24 | 23-24 | JUNE | 23-24 | % of YTD |
|-------------------------------------|-------------------------------------|------------------------|-----------------------|-----------------------|------------------------|---------------|
| | | YTD Budget | YTD Amt | MTD Amt | YTD Balance | Budget |
| Fund 20 GRANT PROGRAMS | | | | | | |
| Active | R 20-201 INTEREST REVENUE | \$0.00 | \$249,668.82 | \$20,241.43 | -\$249,668.82 | 0.00% |
| Active | R 20-203 OTHER REVENUE | \$0.00 | \$0.00 | \$0.00 | \$0.00 | 0.00% |
| Active | R 20-204 OPERATING TRANSFER | \$0.00 | \$0.00 | \$0.00 | \$0.00 | 0.00% |
| Active | R 20-287 KCAP/09-DC-359 | \$919,030.09 | \$0.00 | \$0.00 | \$919,030.09 | 0.00% |
| Active | R 20-410 HEC | \$109,035.00 | \$82,199.00 | \$26,876.00 | \$26,836.00 | 75.39% |
| Active | R 20-420 LATCF | \$1,990,965.00 | \$346,499.96 | \$20,035.83 | \$1,644,465.04 | 17.40% |
| Active | R 20-426 DCCED/Akutan Harbor Floa | \$76,722.01 | \$0.00 | \$0.00 | \$76,722.01 | 0.00% |
| Active | R 20-462 Sand Point School Grant | \$2,968,577.00 | \$332,079.00 | \$332,079.00 | \$2,636,498.00 | 11.19% |
| Active | R 20-813 Akutan Airport/CIP Trident | \$657,390.00 | \$0.00 | \$0.00 | \$657,390.00 | 0.00% |
| Active | R 20-875 PSMFC Grant | \$1,620,477.93 | \$670,439.05 | \$275,546.44 | \$950,038.88 | 41.37% |
| Active | R 20-876 NFWF Electronic Monitoring | \$80,801.20 | \$44,639.04 | \$0.00 | \$36,162.16 | 55.25% |
| Active | R 20-877 NFWF WGOA5 | \$576,896.25 | \$291,305.74 | \$291,305.74 | \$285,590.51 | 50.50% |
| Active | R 20-897 NFWF EM WGOA4 | \$416,703.56 | \$314,027.26 | \$0.00 | \$102,676.30 | 75.36% |
| Active | R 20-930 APRA | \$182,614.64 | \$182,614.64 | \$0.00 | \$0.00 | 100.00% |
| Active | R 20-931 HRSA | \$1,912,545.33 | \$200,118.19 | \$52,271.29 | \$1,712,427.14 | 10.46% |
| Active | R 20-972 TRANSPORTATION PROJ | \$3,105,382.09 | \$0.00 | \$0.00 | \$3,105,382.09 | 0.00% |
| Total Fund 20 GRANT PROGRAMS | | \$14,617,140.10 | \$2,713,590.70 | \$1,018,355.73 | \$11,903,549.40 | 18.56% |

Aleutians East Borough
*Expenditure Guideline©

08/01/24

Current Period: JUNE 23-24

| | | | 23-24 | 23-24 | JUNE | 23-24 | % of YTD |
|---|---|-------------------|----------------|--------------|---------|----------------|----------|
| | | | YTD Budget | YTD Amt | MTD Amt | YTD Balance | Budget |
| Fund 20 GRANT PROGRAMS | | | | | | | |
| DEPT 220 PermFund Appropriations | | | | | | | |
| Active | E 20-220-601-888 | PROJECT CONTIN | \$1,420,081.75 | \$32,074.14 | \$0.00 | \$1,388,007.61 | 2.26% |
| | SUBDEPT 601 AEB Project Contingency | | \$1,420,081.75 | \$32,074.14 | \$0.00 | \$1,388,007.61 | 2.26% |
| Active | E 20-220-603-678 | DEFERRED MAIN | \$698,084.58 | \$173,472.64 | \$0.00 | \$524,611.94 | 24.85% |
| | SUBDEPT 603 Deferred Maintenance | | \$698,084.58 | \$173,472.64 | \$0.00 | \$524,611.94 | 24.85% |
| Active | E 20-220-604-679 | FISHERIES RESE | \$402,927.44 | \$18,960.00 | \$0.00 | \$383,967.44 | 4.71% |
| | SUBDEPT 604 Fisheries Research | | \$402,927.44 | \$18,960.00 | \$0.00 | \$383,967.44 | 4.71% |
| Active | E 20-220-605-380 | CONTRACT LABO | \$41,868.89 | \$0.00 | \$0.00 | \$41,868.89 | 0.00% |
| | SUBDEPT 605 Mariculture | | \$41,868.89 | \$0.00 | \$0.00 | \$41,868.89 | 0.00% |
| Active | E 20-220-606-680 | SAND POINT/AKU | \$1,563,029.80 | \$143,811.62 | \$0.00 | \$1,419,218.18 | 9.20% |
| | SUBDEPT 606 Sand Point/Akutan Floats | | \$1,563,029.80 | \$143,811.62 | \$0.00 | \$1,419,218.18 | 9.20% |
| Active | E 20-220-607-500 | EQUIPMENT | \$74,172.00 | \$0.00 | \$0.00 | \$74,172.00 | 0.00% |
| | SUBDEPT 607 Financial Software | | \$74,172.00 | \$0.00 | \$0.00 | \$74,172.00 | 0.00% |
| Active | E 20-220-608-400 | TRAVEL AND PER | \$32,601.72 | \$0.00 | \$0.00 | \$32,601.72 | 0.00% |
| | SUBDEPT 608 Community Travel | | \$32,601.72 | \$0.00 | \$0.00 | \$32,601.72 | 0.00% |
| Active | E 20-220-610-850 | CAPITAL CONSTR | \$46,998.99 | \$0.00 | \$0.00 | \$46,998.99 | 0.00% |
| | SUBDEPT 610 Akutan Harbor | | \$46,998.99 | \$0.00 | \$0.00 | \$46,998.99 | 0.00% |
| Active | E 20-220-611-688 | AKUTAN TSUNAM | \$100,000.00 | \$0.00 | \$0.00 | \$100,000.00 | 0.00% |
| | SUBDEPT 611 Akutan Tsunami Shelter | | \$100,000.00 | \$0.00 | \$0.00 | \$100,000.00 | 0.00% |
| Active | E 20-220-613-900 | Community Budget | \$100,000.00 | \$100,000.00 | \$0.00 | \$0.00 | 100.00% |
| | SUBDEPT 613 Akutan Bulk Fuel Storage | | \$100,000.00 | \$100,000.00 | \$0.00 | \$0.00 | 100.00% |
| Active | E 20-220-620-850 | CAPITAL CONSTR | \$1,932,555.57 | \$0.00 | \$0.00 | \$1,932,555.57 | 0.00% |
| | SUBDEPT 620 Cold Bay Clinic | | \$1,932,555.57 | \$0.00 | \$0.00 | \$1,932,555.57 | 0.00% |
| Active | E 20-220-621-850 | CAPITAL CONSTR | \$683,435.00 | \$653.27 | \$0.00 | \$682,781.73 | 0.10% |
| | SUBDEPT 621 Cold Bay Dock | | \$683,435.00 | \$653.27 | \$0.00 | \$682,781.73 | 0.10% |
| Active | E 20-220-623-475 | SUPPLIES | \$12,781.01 | \$0.00 | \$0.00 | \$12,781.01 | 0.00% |
| | SUBDEPT 623 Cold Bay Pre/Education | | \$12,781.01 | \$0.00 | \$0.00 | \$12,781.01 | 0.00% |
| Active | E 20-220-625-603 | MAINTENANCE | \$78,432.72 | \$0.00 | \$0.00 | \$78,432.72 | 0.00% |
| | SUBDEPT 625 Cold Bay Terminal | | \$78,432.72 | \$0.00 | \$0.00 | \$78,432.72 | 0.00% |
| Active | E 20-220-626-600 | REPAIRS | \$7,969.69 | \$0.00 | \$0.00 | \$7,969.69 | 0.00% |
| | SUBDEPT 626 Cold Bay Municipal Building | | \$7,969.69 | \$0.00 | \$0.00 | \$7,969.69 | 0.00% |
| Active | E 20-220-627-900 | Community Budget | \$100,000.00 | \$0.00 | \$0.00 | \$100,000.00 | 0.00% |
| | SUBDEPT 627 Cold Bay Water Plant Generator | | \$100,000.00 | \$0.00 | \$0.00 | \$100,000.00 | 0.00% |
| Active | E 20-220-631-850 | CAPITAL CONSTR | \$5,527.92 | \$0.00 | \$0.00 | \$5,527.92 | 0.00% |
| | SUBDEPT 631 False Pass Harbor House | | \$5,527.92 | \$0.00 | \$0.00 | \$5,527.92 | 0.00% |
| Active | E 20-220-636-900 | Community Budget | \$100,000.00 | \$100,000.00 | \$0.00 | \$0.00 | 100.00% |
| | SUBDEPT 636 False Pass Community Fuel | | \$100,000.00 | \$100,000.00 | \$0.00 | \$0.00 | 100.00% |
| Active | E 20-220-642-900 | Community Budget | \$100,000.00 | \$100,000.00 | \$0.00 | \$0.00 | 100.00% |
| | SUBDEPT 642 King Cove Rolling Compactor | | \$100,000.00 | \$100,000.00 | \$0.00 | \$0.00 | 100.00% |
| Active | E 20-220-653-900 | Community Budget | \$35,000.00 | \$0.00 | \$0.00 | \$35,000.00 | 0.00% |
| | SUBDEPT 653 Nelson Lagoon Municipal Repair | | \$35,000.00 | \$0.00 | \$0.00 | \$35,000.00 | 0.00% |
| Active | E 20-220-660-462 | Sand Point School | \$1,239,002.00 | \$0.00 | \$0.00 | \$1,239,002.00 | 0.00% |
| | SUBDEPT 660 SDP School Grant App | | \$1,239,002.00 | \$0.00 | \$0.00 | \$1,239,002.00 | 0.00% |
| Active | E 20-220-663-900 | Community Budget | \$100,000.00 | \$100,000.00 | \$0.00 | \$0.00 | 100.00% |
| | SUBDEPT 663 Sand Point Solid Waste | | \$100,000.00 | \$100,000.00 | \$0.00 | \$0.00 | 100.00% |
| | Total DEPT 220 PermFund Appropriations | | \$8,874,469.08 | \$768,971.67 | \$0.00 | \$8,105,497.41 | 8.66% |
| DEPT 410 HEC Grant | | | | | | | |
| Active | E 20-410-000-605 | Grant Project | \$109,035.00 | \$82,199.00 | \$0.00 | \$26,836.00 | 75.39% |

Aleutians East Borough *Expenditure Guideline©

08/01/24

Current Period: JUNE 23-24

| | 23-24 YTD Budget | 23-24 YTD Amt | JUNE MTD Amt | 23-24 YTD Balance | % of YTD Budget |
|--|---------------------|------------------|-----------------|----------------------|--------------------|
| SUBDEPT 000 | \$109,035.00 | \$82,199.00 | \$0.00 | \$26,836.00 | 75.39% |
| Total DEPT 410 HEC Grant | \$109,035.00 | \$82,199.00 | \$0.00 | \$26,836.00 | 75.39% |
| DEPT 420 LATCF | | | | | |
| Active E 20-420-000-850 CAPITAL CONSTR | \$1,990,965.00 | \$346,499.96 | \$0.00 | \$1,644,465.04 | 17.40% |
| SUBDEPT 000 | \$1,990,965.00 | \$346,499.96 | \$0.00 | \$1,644,465.04 | 17.40% |
| Total DEPT 420 LATCF | \$1,990,965.00 | \$346,499.96 | \$0.00 | \$1,644,465.04 | 17.40% |
| DEPT 425 ARPA | | | | | |
| Active E 20-425-000-930 APRA | \$182,614.64 | \$182,614.64 | \$0.00 | \$0.00 | 100.00% |
| SUBDEPT 000 | \$182,614.64 | \$182,614.64 | \$0.00 | \$0.00 | 100.00% |
| Total DEPT 425 ARPA | \$182,614.64 | \$182,614.64 | \$0.00 | \$0.00 | 100.00% |
| DEPT 426 DCCED/Akutan Harbor Floats | | | | | |
| Active E 20-426-000-850 CAPITAL CONSTR | \$76,772.01 | \$0.00 | \$0.00 | \$76,772.01 | 0.00% |
| SUBDEPT 000 | \$76,772.01 | \$0.00 | \$0.00 | \$76,772.01 | 0.00% |
| Total DEPT 426 DCCED/Akutan Harbor Floats | \$76,772.01 | \$0.00 | \$0.00 | \$76,772.01 | 0.00% |
| DEPT 427 Akutan Harbor Contribution | | | | | |
| Active E 20-427-000-850 CAPITAL CONSTR | \$259,743.66 | \$0.00 | \$0.00 | \$259,743.66 | 0.00% |
| SUBDEPT 000 | \$259,743.66 | \$0.00 | \$0.00 | \$259,743.66 | 0.00% |
| Total DEPT 427 Akutan Harbor Contribution | \$259,743.66 | \$0.00 | \$0.00 | \$259,743.66 | 0.00% |
| DEPT 429 HRSA | | | | | |
| Active E 20-429-000-871 OTHER DIRECT C | \$1,912,545.33 | \$200,118.19 | \$24,329.14 | \$1,712,427.14 | 10.46% |
| SUBDEPT 000 | \$1,912,545.33 | \$200,118.19 | \$24,329.14 | \$1,712,427.14 | 10.46% |
| Total DEPT 429 HRSA | \$1,912,545.33 | \$200,118.19 | \$24,329.14 | \$1,712,427.14 | 10.46% |
| DEPT 806 CAPITAL - SAND POINT | | | | | |
| Active E 20-806-000-881 ADMINISTRATIVE | \$122,668.00 | \$0.00 | \$0.00 | \$122,668.00 | 0.00% |
| Active E 20-806-000-883 DESIGN SERVICE | \$535,506.00 | \$332,079.00 | \$161,833.25 | \$203,427.00 | 62.01% |
| Active E 20-806-000-884 CONSTRUCTION | \$73,602.00 | \$0.00 | \$0.00 | \$73,602.00 | 0.00% |
| Active E 20-806-000-885 CONSTRUCTION | \$2,114,133.00 | \$0.00 | \$0.00 | \$2,114,133.00 | 0.00% |
| Active E 20-806-000-888 PROJECT CONTIN | \$122,668.00 | \$0.00 | \$0.00 | \$122,668.00 | 0.00% |
| SUBDEPT 000 | \$2,968,577.00 | \$332,079.00 | \$161,833.25 | \$2,636,498.00 | 11.19% |
| Total DEPT 806 CAPITAL - SAND POINT | \$2,968,577.00 | \$332,079.00 | \$161,833.25 | \$2,636,498.00 | 11.19% |
| DEPT 813 Akutan Airport/CIP Trident | | | | | |
| Active E 20-813-000-850 CAPITAL CONSTR | \$657,390.00 | \$0.00 | \$0.00 | \$657,390.00 | 0.00% |
| SUBDEPT 000 | \$657,390.00 | \$0.00 | \$0.00 | \$657,390.00 | 0.00% |
| Total DEPT 813 Akutan Airport/CIP Trident | \$657,390.00 | \$0.00 | \$0.00 | \$657,390.00 | 0.00% |
| DEPT 832 AKUTAN | | | | | |
| Active E 20-832-210-972 TRANSPORTATIO | \$2,500,000.00 | \$0.00 | \$0.00 | \$2,500,000.00 | 0.00% |
| SUBDEPT 210 AEB Hovercraft Proceeds | \$2,500,000.00 | \$0.00 | \$0.00 | \$2,500,000.00 | 0.00% |
| Total DEPT 832 AKUTAN | \$2,500,000.00 | \$0.00 | \$0.00 | \$2,500,000.00 | 0.00% |
| DEPT 867 KCC Alternative Road | | | | | |
| Active E 20-867-168-381 ENGINEERING | \$75,591.00 | \$0.00 | \$0.00 | \$75,591.00 | 0.00% |
| Active E 20-867-168-850 CAPITAL CONSTR | \$843,439.12 | \$0.00 | \$0.00 | \$843,439.12 | 0.00% |
| SUBDEPT 168 KCAP 14-RR-067 | \$919,030.12 | \$0.00 | \$0.00 | \$919,030.12 | 0.00% |
| Active E 20-867-210-972 TRANSPORTATIO | \$239,153.56 | \$61,000.00 | \$61,000.00 | \$178,153.56 | 25.51% |
| SUBDEPT 210 AEB Hovercraft Proceeds | \$239,153.56 | \$61,000.00 | \$61,000.00 | \$178,153.56 | 25.51% |
| Total DEPT 867 KCC Alternative Road | \$1,158,183.68 | \$61,000.00 | \$61,000.00 | \$1,097,183.68 | 5.27% |
| DEPT 876 NFWF Electronic Monitoring | | | | | |
| Active E 20-876-042-380 CONTRACT LABO | \$80,801.20 | \$11,887.64 | \$0.00 | \$68,913.56 | 14.71% |
| Active E 20-876-042-475 SUPPLIES | \$0.00 | \$32,122.19 | \$0.00 | -\$32,122.19 | 0.00% |
| Active E 20-876-042-753 MISC EXPENSE | \$0.00 | \$0.00 | \$0.00 | \$0.00 | 0.00% |
| Active E 20-876-042-871 OTHER DIRECT C | \$0.00 | \$629.20 | \$0.00 | -\$629.20 | 0.00% |
| SUBDEPT 042 Trawl EM (WGOA3) | \$80,801.20 | \$44,639.03 | \$0.00 | \$36,162.17 | 55.25% |

Aleutians East Borough
*Expenditure Guideline©

08/01/24

Current Period: JUNE 23-24

| | | | 23-24 | 23-24 | JUNE | 23-24 | % of YTD |
|--|------------------|--------------------|-----------------|----------------|--------------|-----------------|----------|
| | | | YTD Budget | YTD Amt | MTD Amt | YTD Balance | Budget |
| Active | E 20-876-060-380 | CONTRACT LABO | \$311,622.76 | \$209,054.26 | \$0.00 | \$102,568.50 | 67.09% |
| Active | E 20-876-060-475 | SUPPLIES | \$101,261.00 | \$101,233.50 | \$0.00 | \$27.50 | 99.97% |
| Active | E 20-876-060-871 | OTHER DIRECT C | \$3,819.80 | \$3,739.50 | \$0.00 | \$80.30 | 97.90% |
| SUBDEPT 060 Trawl EM (WGOA4) | | | \$416,703.56 | \$314,027.26 | \$0.00 | \$102,676.30 | 75.36% |
| Active | E 20-876-078-380 | CONTRACT LABO | \$576,896.25 | \$291,305.74 | \$291,305.74 | \$285,590.51 | 50.50% |
| SUBDEPT 078 Trawl (WGOA5) | | | \$576,896.25 | \$291,305.74 | \$291,305.74 | \$285,590.51 | 50.50% |
| Total DEPT 876 NFWF Electronic Monitoring | | | \$1,074,401.01 | \$649,972.03 | \$291,305.74 | \$424,428.98 | 60.50% |
| DEPT 880 PSMFC Cod Tagging | | | | | | | |
| Active | E 20-880-000-300 | SALARIES | \$97,760.45 | \$16,009.62 | \$4,663.46 | \$81,750.83 | 16.38% |
| Active | E 20-880-000-350 | FRINGE BENEFIT | \$32,282.69 | \$5,402.91 | \$1,573.82 | \$26,879.78 | 16.74% |
| Active | E 20-880-000-380 | CONTRACT LABO | \$1,002,715.52 | \$309,799.60 | \$72,051.25 | \$692,915.92 | 30.90% |
| Active | E 20-880-000-400 | TRAVEL AND PER | \$12,197.00 | \$7,146.38 | \$1,911.50 | \$5,050.62 | 58.59% |
| Active | E 20-880-000-475 | SUPPLIES | \$423,752.77 | \$304,503.01 | \$4,592.91 | \$119,249.76 | 71.86% |
| Active | E 20-880-000-881 | ADMINISTRATIVE | \$51,769.50 | \$37,907.38 | \$20,498.72 | \$13,862.12 | 73.22% |
| SUBDEPT 000 | | | \$1,620,477.93 | \$680,768.90 | \$105,291.66 | \$939,709.03 | 42.01% |
| Total DEPT 880 PSMFC Cod Tagging | | | \$1,620,477.93 | \$680,768.90 | \$105,291.66 | \$939,709.03 | 42.01% |
| DEPT 900 OTHER | | | | | | | |
| Active | E 20-900-000-750 | Operating Transfer | \$0.00 | \$0.00 | \$0.00 | \$0.00 | 0.00% |
| Active | E 20-900-000-751 | OPERATING TRA | \$0.00 | \$0.00 | \$0.00 | \$0.00 | 0.00% |
| SUBDEPT 000 | | | \$0.00 | \$0.00 | \$0.00 | \$0.00 | 0.00% |
| Total DEPT 900 OTHER | | | \$0.00 | \$0.00 | \$0.00 | \$0.00 | 0.00% |
| Total Fund 20 GRANT PROGRAMS | | | \$23,385,174.34 | \$3,304,223.39 | \$643,759.79 | \$20,080,950.95 | 14.13% |

Aleutians East Borough *Revenue Guideline©

08/01/24

Current Period: JUNE 23-24

| | | 23-24 | 23-24 | JUNE | 23-24 | % of YTD |
|---------------------------------|--------------------------------|---------------------|---------------------|--------------------|--------------------|---------------|
| | | YTD Budget | YTD Amt | MTD Amt | YTD Balance | Budget |
| Fund 22 OPERATIONS | | | | | | |
| Active | R 22-160 DEFERRED REVENUE | \$0.00 | \$0.00 | \$0.00 | \$0.00 | 0.00% |
| Active | R 22-203 OTHER REVENUE | \$0.00 | \$0.00 | \$0.00 | \$0.00 | 0.00% |
| Active | R 22-204 OPERATING TRANSFER | \$0.00 | \$0.00 | \$0.00 | \$0.00 | 0.00% |
| Active | R 22-210 Helicopter Revenue | \$388,805.00 | \$341,770.34 | \$31,351.18 | \$47,034.66 | 87.90% |
| Active | R 22-221 COLD BAY TERMINAL LEA | \$278,000.00 | \$276,276.00 | \$23,023.00 | \$1,724.00 | 99.38% |
| Active | R 22-222 COLD BAY TERMINAL OT | \$25,000.00 | \$29,323.93 | \$4,532.41 | -\$4,323.93 | 117.30% |
| Active | R 22-233 STATE PERS ON-BEHALF | \$0.00 | \$935.41 | \$935.41 | -\$935.41 | 0.00% |
| Active | R 22-398 OPEB Expense | \$0.00 | \$0.00 | \$0.00 | \$0.00 | 0.00% |
| Active | R 22-399 Pension Expense | \$0.00 | \$0.00 | \$0.00 | \$0.00 | 0.00% |
| Total Fund 22 OPERATIONS | | \$691,805.00 | \$648,305.68 | \$59,842.00 | \$43,499.32 | 93.71% |

Aleutians East Borough *Expenditure Guideline©

08/01/24

Current Period: JUNE 23-24

| | | | 23-24 | 23-24 | JUNE | 23-24 | % of YTD |
|---|------------------|--------------------|-----------------------|-----------------------|---------------------|---------------------|----------------|
| | | | YTD Budget | YTD Amt | MTD Amt | YTD Balance | Budget |
| Fund 22 OPERATIONS | | | | | | | |
| DEPT 802 CAPITAL - COLD BAY | | | | | | | |
| Active | E 22-802-200-300 | SALARIES | \$55,000.00 | \$54,116.37 | \$5,192.30 | \$883.63 | 98.39% |
| Active | E 22-802-200-350 | FRINGE BENEFIT | \$5,000.00 | \$4,676.65 | \$449.15 | \$323.35 | 93.53% |
| Active | E 22-802-200-380 | CONTRACT LABO | \$6,000.00 | \$4,143.75 | \$0.00 | \$1,856.25 | 69.06% |
| Active | E 22-802-200-425 | TELEPHONE | \$2,500.00 | \$2,234.28 | \$186.18 | \$265.72 | 89.37% |
| Active | E 22-802-200-475 | SUPPLIES | \$12,000.00 | \$1,713.88 | \$115.15 | \$10,286.12 | 14.28% |
| Active | E 22-802-200-526 | UTILITIES | \$89,500.00 | \$120,262.37 | \$19,808.50 | -\$30,762.37 | 134.37% |
| Active | E 22-802-200-576 | GAS | \$400.00 | \$0.00 | \$0.00 | \$400.00 | 0.00% |
| Active | E 22-802-200-577 | FUEL | \$33,250.00 | \$42,217.02 | \$4,672.96 | -\$8,967.02 | 126.97% |
| Active | E 22-802-200-603 | MAINTENANCE | \$50,000.00 | \$37,181.70 | \$0.00 | \$12,818.30 | 74.36% |
| Active | E 22-802-200-770 | Depreciation Expen | \$0.00 | \$0.00 | \$0.00 | \$0.00 | 0.00% |
| Active | E 22-802-200-775 | Amortization Expen | \$0.00 | \$0.00 | \$0.00 | \$0.00 | 0.00% |
| Active | E 22-802-200-780 | Interest Expense | \$0.00 | \$0.00 | \$0.00 | \$0.00 | 0.00% |
| Active | E 22-802-200-880 | LAND | \$6,500.00 | \$7,068.93 | \$7,068.93 | -\$568.93 | 108.75% |
| SUBDEPT 200 COLD BAY TERMINAL | | | <u>\$260,150.00</u> | <u>\$273,614.95</u> | <u>\$37,493.17</u> | <u>-\$13,464.95</u> | <u>105.18%</u> |
| Total DEPT 802 CAPITAL - COLD BAY | | | \$260,150.00 | \$273,614.95 | \$37,493.17 | -\$13,464.95 | 105.18% |
| DEPT 845 HELICOPTER OPERATIONS | | | | | | | |
| Active | E 22-845-300-300 | SALARIES | \$50,000.00 | \$41,832.77 | \$1,320.00 | \$8,167.23 | 83.67% |
| Active | E 22-845-300-350 | FRINGE BENEFIT | \$7,000.00 | \$10,404.60 | \$5,261.56 | -\$3,404.60 | 148.64% |
| Active | E 22-845-300-380 | CONTRACT LABO | \$1,054,605.00 | \$1,054,606.22 | \$91,506.50 | -\$1.22 | 100.00% |
| Active | E 22-845-300-398 | OPEB Expense | \$0.00 | \$0.00 | \$0.00 | \$0.00 | 0.00% |
| Active | E 22-845-300-399 | Pension Expense | \$0.00 | \$0.00 | \$0.00 | \$0.00 | 0.00% |
| Active | E 22-845-300-425 | TELEPHONE | \$0.00 | \$433.14 | \$36.13 | -\$433.14 | 0.00% |
| Active | E 22-845-300-475 | SUPPLIES | \$35,000.00 | \$4,619.63 | \$15.92 | \$30,380.37 | 13.20% |
| Active | E 22-845-300-526 | UTILITIES | \$9,000.00 | \$0.00 | \$0.00 | \$9,000.00 | 0.00% |
| Active | E 22-845-300-576 | GAS | \$12,000.00 | \$17,184.88 | \$3,979.92 | -\$5,184.88 | 143.21% |
| Active | E 22-845-300-577 | FUEL | \$85,000.00 | \$70,502.62 | \$0.00 | \$14,497.38 | 82.94% |
| Active | E 22-845-300-770 | Depreciation Expen | \$0.00 | \$0.00 | \$0.00 | \$0.00 | 0.00% |
| SUBDEPT 300 HELICOPTER OPERATIONS | | | <u>\$1,252,605.00</u> | <u>\$1,199,583.86</u> | <u>\$102,120.03</u> | <u>\$53,021.14</u> | <u>95.77%</u> |
| Total DEPT 845 HELICOPTER OPERATIONS | | | \$1,252,605.00 | \$1,199,583.86 | \$102,120.03 | \$53,021.14 | 95.77% |
| DEPT 900 OTHER | | | | | | | |
| Active | E 22-900-000-660 | Loss On Impairmen | \$0.00 | \$0.00 | \$0.00 | \$0.00 | 0.00% |
| SUBDEPT 000 | | | <u>\$0.00</u> | <u>\$0.00</u> | <u>\$0.00</u> | <u>\$0.00</u> | <u>0.00%</u> |
| Total DEPT 900 OTHER | | | \$0.00 | \$0.00 | \$0.00 | \$0.00 | 0.00% |
| Total Fund 22 OPERATIONS | | | <u>\$1,512,755.00</u> | <u>\$1,473,198.81</u> | <u>\$139,613.20</u> | <u>\$39,556.19</u> | <u>97.39%</u> |

Aleutians East Borough *Revenue Guideline©

08/01/24

Current Period: JUNE 23-24

| | | 23-24 | 23-24 | JUNE | 23-24 | % of YTD |
|--|--------------------------------|------------|--------------|----------------|---------------|----------|
| | | YTD Budget | YTD Amt | MTD Amt | YTD Balance | Budget |
| Fund 24 BOND CONSTRUCTION | | | | | | |
| Active | R 24-201 INTEREST REVENUE | \$0.00 | \$167,735.59 | \$13,040.53 | -\$167,735.59 | 0.00% |
| Active | R 24-203 OTHER REVENUE | \$0.00 | \$0.00 | \$0.00 | \$0.00 | 0.00% |
| Active | R 24-205 Unrealized Gains/Loss | \$0.00 | \$4,906.36 | \$2,634.58 | -\$4,906.36 | 0.00% |
| Active | R 24-259 BOND PROCEEDS | \$0.00 | \$0.00 | \$0.00 | \$0.00 | 0.00% |
| Active | R 24-270 STATE REVENUE OTHER | \$0.00 | \$0.00 | (\$105,500.10) | \$0.00 | 0.00% |
| Total Fund 24 BOND CONSTRUCTION | | \$0.00 | \$172,641.95 | -\$89,824.99 | -\$172,641.95 | 0.00% |

Aleutians East Borough *Expenditure Guideline©

08/01/24

Current Period: JUNE 23-24

| | 23-24 YTD Budget | 23-24 YTD Amt | JUNE MTD Amt | 23-24 YTD Balance | % of YTD Budget |
|---|---------------------|------------------|-----------------|----------------------|--------------------|
| Fund 24 BOND CONSTRUCTION | | | | | |
| DEPT 809 Akutan Airport 2010 Series B | | | | | |
| Active E 24-809-000-850 CAPITAL CONSTR | \$783,589.00 | \$105,500.10 | \$0.00 | \$678,088.90 | 13.46% |
| SUBDEPT 000 | \$783,589.00 | \$105,500.10 | \$0.00 | \$678,088.90 | 13.46% |
| Total DEPT 809 Akutan Airport 2010 Series B | \$783,589.00 | \$105,500.10 | \$0.00 | \$678,088.90 | 13.46% |
| DEPT 817 Airport/FY09 State Obligation | | | | | |
| Active E 24-817-000-850 CAPITAL CONSTR | \$679,649.00 | \$0.00 | (\$105,500.10) | \$679,649.00 | 0.00% |
| SUBDEPT 000 | \$679,649.00 | \$0.00 | -\$105,500.10 | \$679,649.00 | 0.00% |
| Total DEPT 817 Airport/FY09 State Obligation | \$679,649.00 | \$0.00 | -\$105,500.10 | \$679,649.00 | 0.00% |
| DEPT 900 OTHER | | | | | |
| Active E 24-900-000-380 CONTRACT LABO | \$45,000.00 | \$12,798.17 | \$1,010.52 | \$32,201.83 | 28.44% |
| Active E 24-900-000-386 MANAGEMENT FE | \$0.00 | \$0.00 | \$0.00 | \$0.00 | 0.00% |
| Active E 24-900-000-725 BOND INTEREST | \$0.00 | \$0.00 | \$0.00 | \$0.00 | 0.00% |
| Active E 24-900-000-745 Bond Sale Expense | \$0.00 | \$0.00 | \$0.00 | \$0.00 | 0.00% |
| SUBDEPT 000 | \$45,000.00 | \$12,798.17 | \$1,010.52 | \$32,201.83 | 28.44% |
| Total DEPT 900 OTHER | \$45,000.00 | \$12,798.17 | \$1,010.52 | \$32,201.83 | 28.44% |
| Total Fund 24 BOND CONSTRUCTION | \$1,508,238.00 | \$118,298.27 | -\$104,489.58 | \$1,389,939.73 | 7.84% |

Aleutians East Borough *Revenue Guideline©

08/01/24

Current Period: JUNE 23-24

| | | | 23-24 | 23-24 | JUNE | 23-24 | % of YTD |
|--------------------------------|----------|----------------------|-----------------------|-----------------------|---------------------|-------------------|---------------|
| | | | YTD Budget | YTD Amt | MTD Amt | YTD Balance | Budget |
| Fund 30 BOND FUND | | | | | | | |
| Active | R 30-204 | OPERATING TRANSFER | \$0.00 | \$0.00 | \$0.00 | \$0.00 | 0.00% |
| Active | R 30-259 | BOND PROCEEDS | \$0.00 | \$0.00 | \$0.00 | \$0.00 | 0.00% |
| Active | R 30-277 | STATE BOND REBATE SC | \$678,080.00 | \$671,298.00 | \$79,075.00 | \$6,782.00 | 99.00% |
| Active | R 30-278 | STATE BOND REBATE HA | \$420,842.00 | \$420,842.00 | \$420,842.00 | \$0.00 | 100.00% |
| Total Fund 30 BOND FUND | | | \$1,098,922.00 | \$1,092,140.00 | \$499,917.00 | \$6,782.00 | 99.38% |

Aleutians East Borough *Expenditure Guideline©

08/01/24

Current Period: JUNE 23-24

| | | | 23-24 | 23-24 | JUNE | 23-24 | % of YTD |
|--------------------------------|------------------|--------------------|-----------------------|-----------------------|---------------|---------------|----------------|
| | | | YTD Budget | YTD Amt | MTD Amt | YTD Balance | Budget |
| Fund 30 BOND FUND | | | | | | | |
| DEPT 900 OTHER | | | | | | | |
| Active | E 30-900-000-725 | BOND INTEREST | \$564,525.00 | \$564,524.98 | \$0.00 | \$0.02 | 100.00% |
| Active | E 30-900-000-726 | BOND PRINCIPAL | \$1,965,000.00 | \$1,965,000.00 | \$0.00 | \$0.00 | 100.00% |
| Active | E 30-900-000-750 | Operating Transfer | \$0.00 | \$0.00 | \$0.00 | \$0.00 | 0.00% |
| SUBDEPT 000 | | | <u>\$2,529,525.00</u> | <u>\$2,529,524.98</u> | <u>\$0.00</u> | <u>\$0.02</u> | <u>100.00%</u> |
| Total DEPT 900 OTHER | | | <u>\$2,529,525.00</u> | <u>\$2,529,524.98</u> | <u>\$0.00</u> | <u>\$0.02</u> | <u>100.00%</u> |
| Total Fund 30 BOND FUND | | | <u>\$2,529,525.00</u> | <u>\$2,529,524.98</u> | <u>\$0.00</u> | <u>\$0.02</u> | <u>100.00%</u> |

Aleutians East Borough *Revenue Guideline©

08/01/24

Current Period: JUNE 23-24

| | | 23-24 | 23-24 | JUNE | 23-24 | % of YTD |
|-------------------------------------|--------------------------------|------------|----------------|--------------|-----------------|----------|
| | | YTD Budget | YTD Amt | MTD Amt | YTD Balance | Budget |
| Fund 40 PERMANENT FUND | | | | | | |
| Active | R 40-201 INTEREST REVENUE | \$0.00 | \$1,990,622.34 | \$316,165.00 | -\$1,990,622.34 | 0.00% |
| Active | R 40-203 OTHER REVENUE | \$0.00 | \$0.00 | \$0.00 | \$0.00 | 0.00% |
| Active | R 40-204 OPERATING TRANSFER | \$0.00 | \$0.00 | \$0.00 | \$0.00 | 0.00% |
| Active | R 40-205 Unrealized Gains/Loss | \$0.00 | \$2,421,886.22 | (\$7,594.84) | -\$2,421,886.22 | 0.00% |
| Total Fund 40 PERMANENT FUND | | \$0.00 | \$4,412,508.56 | \$308,570.16 | -\$4,412,508.56 | 0.00% |

Aleutians East Borough *Expenditure Guideline©

08/01/24

Current Period: JUNE 23-24

| | | | 23-24 | 23-24 | JUNE | 23-24 | % of YTD |
|-------------------------------------|------------------|--------------------|--------------------|--------------------|--------------------|---------------------|----------------|
| | | | YTD Budget | YTD Amt | MTD Amt | YTD Balance | Budget |
| Fund 40 PERMANENT FUND | | | | | | | |
| DEPT 900 OTHER | | | | | | | |
| Active | E 40-900-000-380 | CONTRACT LABO | \$45,000.00 | \$73,175.38 | \$12,819.52 | -\$28,175.38 | 162.61% |
| Active | E 40-900-000-386 | MANAGEMENT FE | \$0.00 | \$0.00 | \$0.00 | \$0.00 | 0.00% |
| Active | E 40-900-000-750 | Operating Transfer | \$0.00 | \$0.00 | \$0.00 | \$0.00 | 0.00% |
| Active | E 40-900-000-751 | OPERATING TRA | \$0.00 | \$0.00 | \$0.00 | \$0.00 | 0.00% |
| SUBDEPT 000 | | | <u>\$45,000.00</u> | <u>\$73,175.38</u> | <u>\$12,819.52</u> | <u>-\$28,175.38</u> | <u>162.61%</u> |
| Total DEPT 900 OTHER | | | <u>\$45,000.00</u> | <u>\$73,175.38</u> | <u>\$12,819.52</u> | <u>-\$28,175.38</u> | <u>162.61%</u> |
| Total Fund 40 PERMANENT FUND | | | <u>\$45,000.00</u> | <u>\$73,175.38</u> | <u>\$12,819.52</u> | <u>-\$28,175.38</u> | <u>162.61%</u> |

Aleutians East Borough *Revenue Guideline©

08/01/24

Current Period: JUNE 23-24

| | | 23-24 | 23-24 | JUNE | 23-24 | % of YTD |
|---|-----------------------------|------------|------------|----------|-------------|----------|
| | | YTD Budget | YTD Amt | MTD Amt | YTD Balance | Budget |
| Fund 41 MAINTENANCE RESERVE FUND | | | | | | |
| Active | R 41-201 INTEREST REVENUE | \$0.00 | \$7,643.87 | \$699.37 | -\$7,643.87 | 0.00% |
| Active | R 41-203 OTHER REVENUE | \$0.00 | \$0.00 | \$0.00 | \$0.00 | 0.00% |
| Active | R 41-204 OPERATING TRANSFER | \$0.00 | \$0.00 | \$0.00 | \$0.00 | 0.00% |
| Total Fund 41 MAINTENANCE RESERVE FUND | | \$0.00 | \$7,643.87 | \$699.37 | -\$7,643.87 | 0.00% |

Aleutians East Borough *Expenditure Guideline©

08/01/24

Current Period: JUNE 23-24

| | | | 23-24 | 23-24 | JUNE | 23-24 | % of YTD |
|---|------------------|---------------|---------------------|--------------------|--------------------|--------------------|---------------|
| | | | YTD Budget | YTD Amt | MTD Amt | YTD Balance | Budget |
| Fund 41 MAINTENANCE RESERVE FUND | | | | | | | |
| DEPT 900 OTHER | | | | | | | |
| Active | E 41-900-000-603 | MAINTENANCE | \$147,500.00 | \$83,565.05 | \$14,790.24 | \$63,934.95 | 56.65% |
| Active | E 41-900-000-751 | OPERATING TRA | \$0.00 | \$0.00 | \$0.00 | \$0.00 | 0.00% |
| SUBDEPT 000 | | | <u>\$147,500.00</u> | <u>\$83,565.05</u> | <u>\$14,790.24</u> | <u>\$63,934.95</u> | <u>56.65%</u> |
| Total DEPT 900 OTHER | | | <u>\$147,500.00</u> | <u>\$83,565.05</u> | <u>\$14,790.24</u> | <u>\$63,934.95</u> | <u>56.65%</u> |
| Total Fund 41 MAINTENANCE RESERVE FUND | | | <u>\$147,500.00</u> | <u>\$83,565.05</u> | <u>\$14,790.24</u> | <u>\$63,934.95</u> | <u>56.65%</u> |

INVESTMENT REPORT



ALASKA PERMANENT CAPITAL MANAGEMENT

Registered Investment Adviser

AEB SERIES E Investment Report

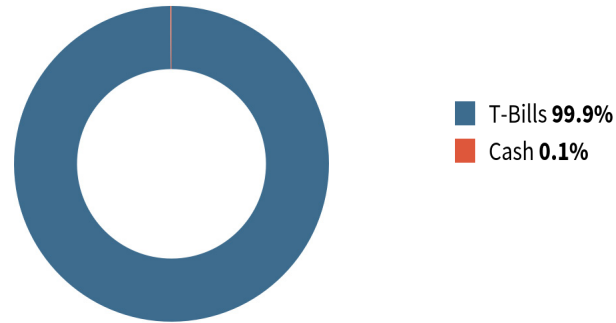
June 2024

Portfolio Overview

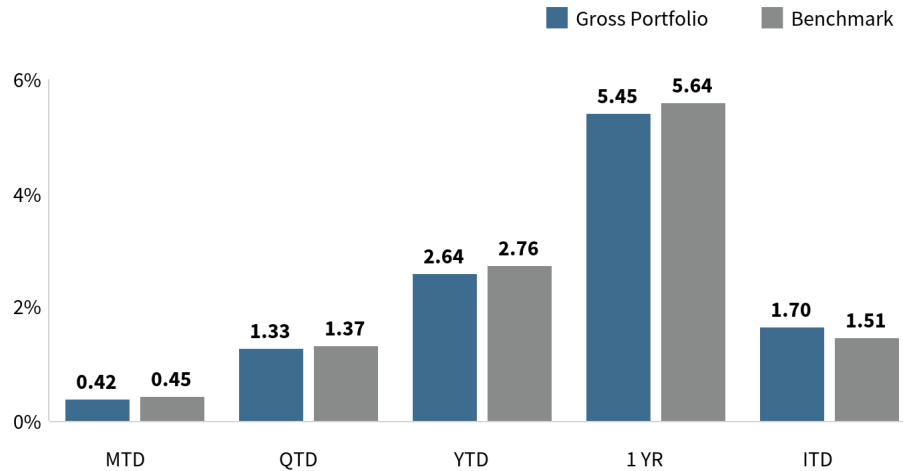
| | |
|---------------------------|--------------------|
| BEGINNING VALUE + ACCRUED | \$2,838,475 |
| TRANSFERS IN/OUT | \$0 |
| REALIZED GAINS | \$0 |
| CHANGE IN MARKET VALUE | -\$602 |
| INTEREST INCOME | \$12,404 |
| ENDING VALUE + ACCRUED | \$2,850,277 |



Portfolio Composition



Investment Performance

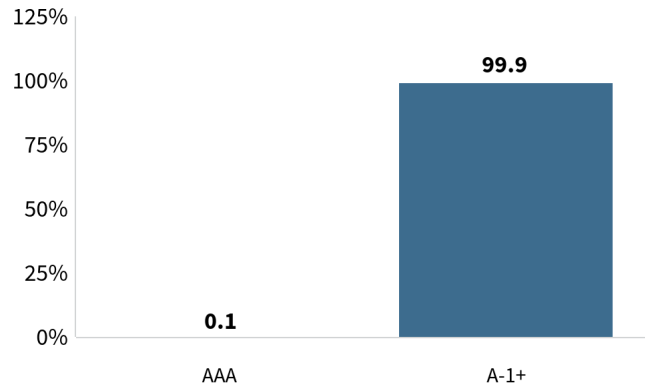


Performance is annualized for periods greater than one year. Inception to date performance begins October 01, 2003. Past performance is not indicative of future results.

Risk Management

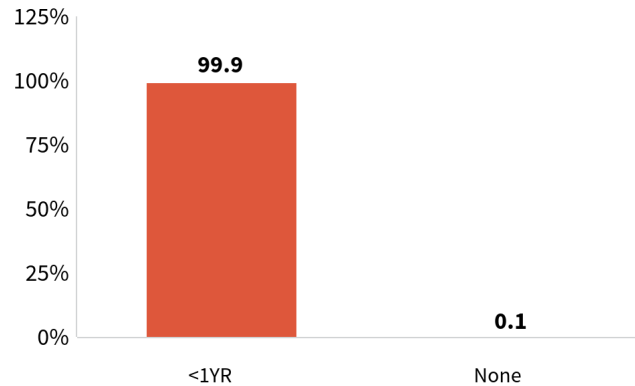


Credit Rating Exposure



Source: Clearwater Composite Rating

Duration Exposure (Years)



Sector Exposure

| | %MV |
|---------|--------|
| T-Bills | 99.88% |
| Cash | 0.12% |

Top 10 Issuer Concentration

| | %MV |
|---|--------|
| United States | 99.88% |
| (3140000V3) Federated Government Obligations Tax-Managed Fund | 0.12% |

This is a list of the Top 10 Issuer Concentration, but these are not the only issuer concentrations. A full list is available upon request.

MARKET VALUE
\$2,850,277

BOOK VALUE
\$2,850,577

UNREALIZED GAIN/LOSS
-\$301

YIELD TO MATURITY
5.08%

COUPON RATE
0.00%

DURATION
0.22

WAL
0.22

MOODY'S RATING
Aaa

Disclosures



S&P 500 Total Return Index

The S&P 500® Index is the Standard & Poor's Composite Index and is widely regarded as a single gauge of large cap U.S. equities. It is market cap weighted and includes 500 leading companies, capturing approximately 80% coverage of available market capitalization.

S&P MidCap 400 Total Return Index

The S&P MidCap 400 Index, more commonly known as the S&P 400, is a stock market index from S&P Dow Jones Indices. The index serves as a barometer for the U.S. mid-cap equities sector and is the most widely followed mid-cap index.

S&P Small Cap 600 Total Return Index

The S&P SmallCap 600® seeks to measure the small-cap segment of the U.S. equity market. The index is designed to track companies that meet specific inclusion criteria to ensure that they are liquid and financially viable.

MSCI EAFE Net Total Return USD Index

The MSCI EAFE Index (Europe, Australasia, Far East) is a free float-adjusted market capitalization-weighted index that is designed to measure the equity market performance of developed markets, excluding the United States and Canada. The MSCI EAFE Index consists of the following 21 developed market countries: Australia, Austria, Belgium, Denmark, Finland, France, Germany, Hong Kong, Ireland, Israel, Italy, Japan, the Netherlands, New Zealand, Norway, Portugal, Singapore, Spain, Sweden, Switzerland and the United Kingdom.

MSCI Emerging Net Total Return USD Index

The MSCI Emerging Markets Index is a free float-adjusted market capitalization-weighted index that is designed to measure equity market performance of emerging markets. The MSCI Emerging Markets Index consists of the following 26 emerging market country indices: Argentina, Brazil, Chile, China, Colombia, Czech Republic, Egypt, Greece, Hungary, India, Indonesia, Korea, Malaysia, Mexico, Peru, Philippines, Poland, Qatar, Russia, Saudi Arabia, South Africa, Taiwan, Thailand, Turkey and United Arab Emirates.

STOXX Global Broad Infrastructure Index Net Return USD

The STOXX Global Broad Infrastructure Index is derived from the STOXX. Developed and Emerging Markets Total Market Index (TMI) and offers a diversified representation of companies that generate more than 50% of their revenue from selected infrastructure sectors. STOXX partnered with Revere Data, which defines 17 subsectors for the infrastructure industry. These 17 subsectors are rolled into five supersectors - Communications, Energy, Government Outsourcing/Social, Transportation and Utilities.

S&P USA REIT USD Total Return Index

The S&P United States REIT Index defines and measures the investable universe of publicly traded real estate investment trusts domiciled in the United States.

Bloomberg Commodity Index Total Return

The Bloomberg Commodity Index provides broad-based exposure to commodities, and no single commodity or commodity sector dominates the index. Rather than being driven by micro-economic events affecting one commodity market or sector, the diversified commodity exposure of the index potentially reduces volatility in comparison with non-diversified commodity investments.

Wilshire Liquid Alternative Total Return Index

The Wilshire Liquid Alternative IndexSM measures the collective performance of the five Wilshire Liquid Alternative strategies that make up the Wilshire Liquid Alternative Universe. Created in 2014, with a set of time series of data beginning on December 31, 1999, the Wilshire Liquid Alternative Index (WLIQA) is designed to provide a broad measure of the liquid alternative market by combining the performance of the Wilshire Liquid Alternative Equity Hedge Index (WLIQAEH), Wilshire Liquid Alternative Global Macro Index (WLIQAGM), Wilshire Liquid Alternative Relative Value Index (WLIQARV), Wilshire Liquid Alternative Multi-Strategy Index (WLIQAMS), and Wilshire Liquid Alternative Event Driven Index (WLIQAED).

Bloomberg US Agg Total Return Value Unhedged USD

The Bloomberg U.S. Aggregate Index measures the performance of investment grade, U.S. dollar-denominated, fixed-rate taxable bond market, including Treasuries, government-related and corporate securities, MBS (agency fixed-rate and hybrid ARM pass-throughs), ABS, and CMBS. It rolls up into other flagship indices, such as the multi-currency Global Aggregate Index and the U.S. Universal Index, which includes high yield and emerging markets debt.

Bloomberg VLI: High Yield Total Return Index Value Unhedged USD

The Bloomberg VLI: High Yield Total Return Index is a component of the US Corp High Yield Index that is designed to track a more liquid component of the USD-denominated, high yield, fixed-rate corporate bond market.

Bloomberg GLA xUSD Float Adj RIC Capped Index TR Index Value Hedged USD

The Bloomberg Barclays Global Aggregate ex-USD Float-Adjusted RIC Capped Index is a customized subset of the Global Aggregate Index that meets the same diversification guidelines that a fund must pass to qualify as a regulated investment company (RIC). This multi-currency benchmark includes fixed-rate treasury, government-related, corporate and securitized bonds from developed and emerging markets issuers while excluding USD denominated debt. The Global Aggregate ex-USD Float Adjusted RIC Capped Index is largely comprised of two major regional aggregate components: the Pan-European Aggregate and the Asian-Pacific Aggregate Index.

FTSE 3 Month Treas Bill Local Currency

The FTSE 3 Month US T Bill Index Series is intended to track the daily performance of 3 month US Treasury bills. The indices are designed to operate as a reference rate for a series of funds.

Disclosures



Bloomberg Muni 1-15 Year Blend (1-17) Total Return Index Value

The Bloomberg Municipal 1-15 Year Index measures the performance of USD-denominated long-term, tax-exempt bond market with maturities of 1-15 years, including state and local general obligation bonds, revenue bonds, insured bonds, and prerefunded bonds.

Bloomberg Intermediate US Govt/Credit TR Index Value Unhedged

The Bloomberg U.S. Government Intermediate Index measures the performance of the U.S. Treasury and U.S. agency debentures with maturities of 1-10 years. It is a component of the U.S. Government/Credit Index and the U.S. Aggregate Index.

Bloomberg 1-5 Yr Gov/Credit Total Return Index Value Unhedged

The Bloomberg US 1-5 year Government/Credit Float-Adjusted Bond Index is a float-adjusted version of the US 1-5 year Government/Credit Index, which tracks the market for investment grade, US dollar-denominated, fixed-rate treasuries, government-related and corporate securities.

FTSE High Dividend Yield Total Return Index

The FTSE High Dividend Yield Index is designed to represent the performance of companies with relatively high forecast dividend yields

WisdomTree U.S. MidCap Dividend Index Total Return

The WisdomTree U.S. MidCap Dividend Index is a fundamentally weighted index that measures the performance of the mid-capitalization segment of the US dividend-paying market. The Index is comprised of the companies that compose the top 75% of the market capitalization of the WisdomTree U.S. Dividend Index after the 300 largest companies have been removed. The index is dividend weighted annually to reflect the proportionate share of the aggregate cash dividends each component company is projected to pay in the coming year, based on the most recently declared dividend per share.

WisdomTree U.S. SmallCap Dividend Index Total Return

The WisdomTree U.S. SmallCap Dividend Index is a fundamentally weighted index measuring the performance of the small-capitalization segment of the US dividend-paying market. The Index is comprised of the companies that compose the bottom 25% of the market capitalization of the WisdomTree U.S. Dividend Index after the 300 largest companies have been removed. The index is dividend weighted annually to reflect the proportionate share of the aggregate cash dividends each component company is projected to pay in the coming year, based on the most recently declared dividend per share.

Bloomberg U.S. Long Government/Credit Unhedged USD

The Bloomberg U.S. Government Credit Long Index measures the performance of the non-securitized component of the U.S. Aggregate Index with maturities of 10 years and greater, including Treasuries, government-related issues, and corporates. It is a subset of the U.S. Aggregate Index.

Bloomberg Intermediate US Govt/Credit TR Index Value Unhedged

The Bloomberg U.S. Government Credit Intermediate Index measures the performance of the non-securitized component of the U.S. Aggregate Index with maturities of 1-10 years, including Treasuries, government-related issues, and corporates. It is a subset of the U.S. Aggregate Index.

Bloomberg Municipal Bond 5 Year (4-6) Total Return Index Unhedged USD

An index designed to measure the performance of tax-exempt U.S. investment grade municipal bonds with remaining maturities between four and six years. Index returns assume reinvestment of distributions, but do not reflect any applicable sales charges or management fees.

MSCI ACWI IMI Net Total Return USD Index

The MSCI ACWI Investable Market Index (IMI) captures large, mid and small cap representation across 23 Developed Markets (DM) and 24 Emerging Markets (EM) countries. The MSCI AXWI IMI includes the following 23 developed market countries : Australia, Austria, Belgium, Canada, Denmark, Finland, France, Germany, Hong Kong, Ireland, Israel, Italy, Japan, Netherlands, New Zealand, Norway, Portugal, Singapore, Spain, Sweden, Switzerland, United Kingdom, and United States. The MSCI AXWI IMI includes the following 24 emerging market countries: : Brazil, Chile, China, Colombia, Czech Republic, Egypt, Greece, Hungary, India, Indonesia, Korea, Kuwait, Malaysia, Mexico, Peru, Philippines, Poland, Qatar, Saudi Arabia, South Africa, Taiwan, Thailand, Turkey and United Arab Emirates.

Bloomberg 1-3 Yr Gov Total Return Index Value Unhedged USD

The Bloomberg U.S. Government/Credit 1-3 Year Index is an unmanaged index considered representative of performance of short-term U.S. corporate bonds and U.S. government bonds with maturities from one to three years.

Bloomberg 1-5 Yr Gov TR Index

Bloomberg Barclays Municipal 1-5 Yr TR USD includes all medium and larger issues of U.S. government, investment-grade corporate, and investment-grade international dollar-denominated bonds that have maturities of between 1 and 5 years and are publicly issued.

ICE BofA US 3-Month Treasury Bill Index

The ICE BofA 3 Month U.S. Treasury Index measures the performance of a single issue of outstanding treasury bill which matures closest to, but not beyond, three months from the rebalancing date. The issue is purchased at the beginning of the month and held for a full month; at the end of the month that issue is sold and rolled into a newly selected issue.

Bloomberg US Treasury TIPS 0-5 Years Total Return Index Unhedged USD

Bloomberg US Treasury Inflation-Protected Securities (TIPS) 0-5 Year Index is a market value-weighted index that measures the performance of inflation-protected securities issued by the US Treasury that have a remaining average life between 0 and 5 years.

Bloomberg U.S. Treasury Bellwethers: 1 Yr

The Bloomberg U.S. Treasury Bellwethers 1 Yr. Index is an unmanaged index representing the on-the-run (most recently auctioned) U.S. Treasury bond with 1 years' maturity.



APCM

Client Relationship Manager

Blake Phillips, CFA®

blake@apcm.net

Portfolio Manager

Paul Hanson, CFA®

Chartered Financial Analyst® (CFA®) are licensed by the CFA® Institute to use the CFA® mark. CFA® certification requirements: Hold a bachelor's degree from an accredited institution or have equivalent education or work experience, successful completion of all three exam levels of the CFA® Program, have 48 months of acceptable professional work experience in the investment decision-making process, fulfill society requirements, which vary by society. Unless you are upgrading from affiliate membership, all societies require two sponsor statements as part of each application; these are submitted online by your sponsors.



ALASKA PERMANENT CAPITAL MANAGEMENT

Registered Investment Adviser

AEB 2010 SERIES B BOND/AKUTAN Investment Report

June 2024

Portfolio Overview

BEGINNING VALUE + ACCRUED **\$812,923**

TRANSFERS IN/OUT **-\$79**

REALIZED GAINS **\$0**

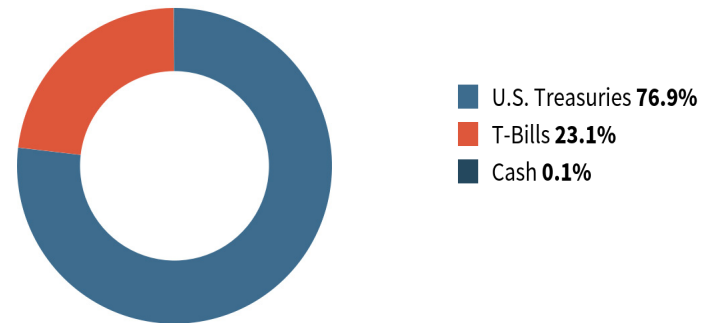
CHANGE IN MARKET VALUE **\$1,055**

INTEREST INCOME **\$3,138**

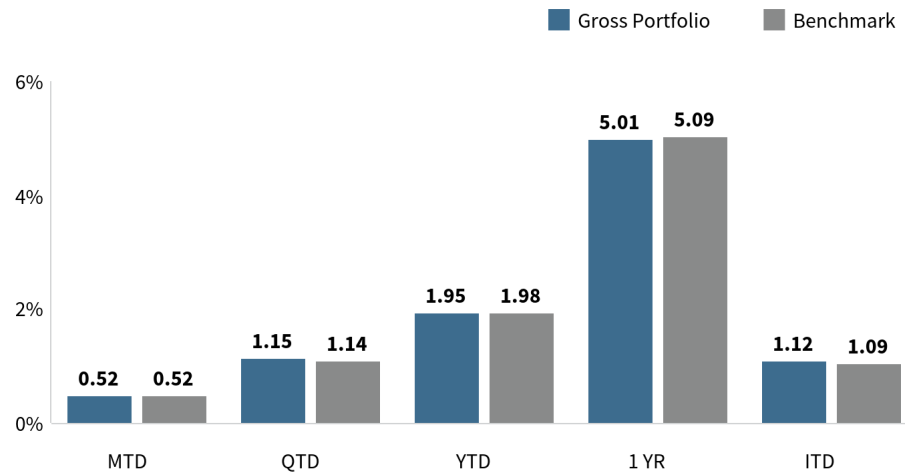
ENDING VALUE + ACCRUED **\$817,037**



Portfolio Composition



Investment Performance

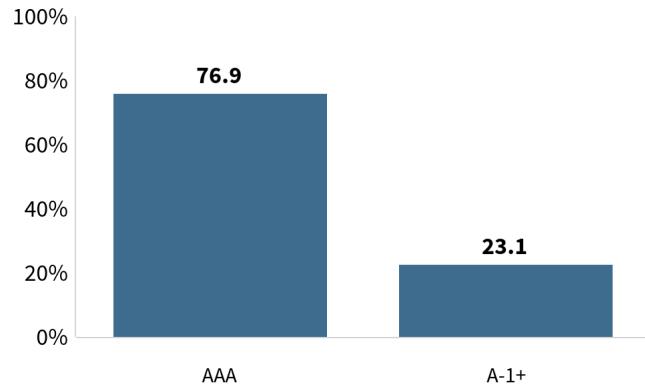


Performance is annualized for periods greater than one year. Inception to date performance begins September 01, 2011
 Past performance is not indicative of future results.

Risk Management

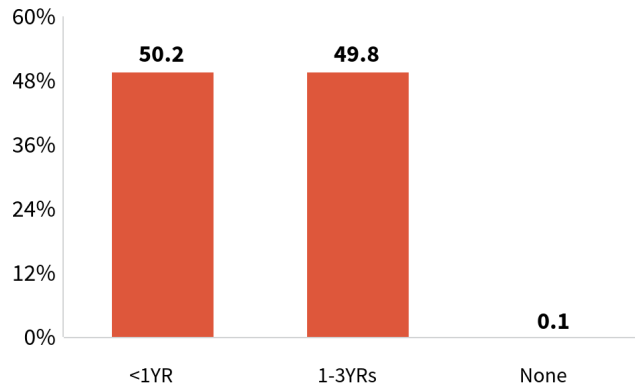


Credit Rating Exposure



Source: Clearwater Composite Rating

Duration Exposure (Years)



Sector Exposure

| Sector | %MV |
|-----------------|--------|
| U.S. Treasuries | 76.86% |
| T-Bills | 23.06% |
| Cash | 0.09% |

Top 10 Issuer Concentration

| Issuer | %MV |
|---|--------|
| United States | 99.91% |
| (3140000V3) Federated Government Obligations Tax-Managed Fund | 0.09% |

This is a list of the Top 10 Issuer Concentration, but these are not the only issuer concentrations. A full list is available upon request.

| | |
|----------------------|------------------|
| MARKET VALUE | \$811,455 |
| BOOK VALUE | \$815,241 |
| UNREALIZED GAIN/LOSS | -\$3,786 |
| YIELD TO MATURITY | 4.97% |
| COUPON RATE | 2.85% |
| DURATION | 1.06 |
| WAL | 1.41 |
| MOODY'S RATING | Aaa |

Disclosures



S&P 500 Total Return Index

The S&P 500® Index is the Standard & Poor's Composite Index and is widely regarded as a single gauge of large cap U.S. equities. It is market cap weighted and includes 500 leading companies, capturing approximately 80% coverage of available market capitalization.

S&P MidCap 400 Total Return Index

The S&P MidCap 400 Index, more commonly known as the S&P 400, is a stock market index from S&P Dow Jones Indices. The index serves as a barometer for the U.S. mid-cap equities sector and is the most widely followed mid-cap index.

S&P Small Cap 600 Total Return Index

The S&P SmallCap 600® seeks to measure the small-cap segment of the U.S. equity market. The index is designed to track companies that meet specific inclusion criteria to ensure that they are liquid and financially viable.

MSCI EAFE Net Total Return USD Index

The MSCI EAFE Index (Europe, Australasia, Far East) is a free float-adjusted market capitalization-weighted index that is designed to measure the equity market performance of developed markets, excluding the United States and Canada. The MSCI EAFE Index consists of the following 21 developed market countries: Australia, Austria, Belgium, Denmark, Finland, France, Germany, Hong Kong, Ireland, Israel, Italy, Japan, the Netherlands, New Zealand, Norway, Portugal, Singapore, Spain, Sweden, Switzerland and the United Kingdom.

MSCI Emerging Net Total Return USD Index

The MSCI Emerging Markets Index is a free float-adjusted market capitalization-weighted index that is designed to measure equity market performance of emerging markets. The MSCI Emerging Markets Index consists of the following 26 emerging market country indices: Argentina, Brazil, Chile, China, Colombia, Czech Republic, Egypt, Greece, Hungary, India, Indonesia, Korea, Malaysia, Mexico, Peru, Philippines, Poland, Qatar, Russia, Saudi Arabia, South Africa, Taiwan, Thailand, Turkey and United Arab Emirates.

STOXX Global Broad Infrastructure Index Net Return USD

The STOXX Global Broad Infrastructure Index is derived from the STOXX. Developed and Emerging Markets Total Market Index (TMI) and offers a diversified representation of companies that generate more than 50% of their revenue from selected infrastructure sectors. STOXX partnered with Revere Data, which defines 17 subsectors for the infrastructure industry. These 17 subsectors are rolled into five supersectors - Communications, Energy, Government Outsourcing/Social, Transportation and Utilities.

S&P USA REIT USD Total Return Index

The S&P United States REIT Index defines and measures the investable universe of publicly traded real estate investment trusts domiciled in the United States.

Bloomberg Commodity Index Total Return

The Bloomberg Commodity Index provides broad-based exposure to commodities, and no single commodity or commodity sector dominates the index. Rather than being driven by micro-economic events affecting one commodity market or sector, the diversified commodity exposure of the index potentially reduces volatility in comparison with non-diversified commodity investments.

Wilshire Liquid Alternative Total Return Index

The Wilshire Liquid Alternative IndexSM measures the collective performance of the five Wilshire Liquid Alternative strategies that make up the Wilshire Liquid Alternative Universe. Created in 2014, with a set of time series of data beginning on December 31, 1999, the Wilshire Liquid Alternative Index (WLIQA) is designed to provide a broad measure of the liquid alternative market by combining the performance of the Wilshire Liquid Alternative Equity Hedge Index (WLIQAEH), Wilshire Liquid Alternative Global Macro Index (WLIQAGM), Wilshire Liquid Alternative Relative Value Index (WLIQARV), Wilshire Liquid Alternative Multi-Strategy Index (WLIQAMS), and Wilshire Liquid Alternative Event Driven Index (WLIQAED).

Bloomberg US Agg Total Return Value Unhedged USD

The Bloomberg U.S. Aggregate Index measures the performance of investment grade, U.S. dollar-denominated, fixed-rate taxable bond market, including Treasuries, government-related and corporate securities, MBS (agency fixed-rate and hybrid ARM pass-throughs), ABS, and CMBS. It rolls up into other flagship indices, such as the multi-currency Global Aggregate Index and the U.S. Universal Index, which includes high yield and emerging markets debt.

Bloomberg VLI: High Yield Total Return Index Value Unhedged USD

The Bloomberg VLI: High Yield Total Return Index is a component of the US Corp High Yield Index that is designed to track a more liquid component of the USD-denominated, high yield, fixed-rate corporate bond market.

Bloomberg GLA xUSD Float Adj RIC Capped Index TR Index Value Hedged USD

The Bloomberg Barclays Global Aggregate ex-USD Float-Adjusted RIC Capped Index is a customized subset of the Global Aggregate Index that meets the same diversification guidelines that a fund must pass to qualify as a regulated investment company (RIC). This multi-currency benchmark includes fixed-rate treasury, government-related, corporate and securitized bonds from developed and emerging markets issuers while excluding USD denominated debt. The Global Aggregate ex-USD Float Adjusted RIC Capped Index is largely comprised of two major regional aggregate components: the Pan-European Aggregate and the Asian-Pacific Aggregate Index.

FTSE 3 Month Treas Bill Local Currency

The FTSE 3 Month US T Bill Index Series is intended to track the daily performance of 3 month US Treasury bills. The indices are designed to operate as a reference rate for a series of funds.

Disclosures



Bloomberg Muni 1-15 Year Blend (1-17) Total Return Index Value

The Bloomberg Municipal 1-15 Year Index measures the performance of USD-denominated long-term, tax-exempt bond market with maturities of 1-15 years, including state and local general obligation bonds, revenue bonds, insured bonds, and prerefunded bonds.

Bloomberg Intermediate US Govt/Credit TR Index Value Unhedged

The Bloomberg U.S. Government Intermediate Index measures the performance of the U.S. Treasury and U.S. agency debentures with maturities of 1-10 years. It is a component of the U.S. Government/Credit Index and the U.S. Aggregate Index.

Bloomberg 1-5 Yr Gov/Credit Total Return Index Value Unhedged

The Bloomberg US 1-5 year Government/Credit Float-Adjusted Bond Index is a float-adjusted version of the US 1-5 year Government/Credit Index, which tracks the market for investment grade, US dollar-denominated, fixed-rate treasuries, government-related and corporate securities.

FTSE High Dividend Yield Total Return Index

The FTSE High Dividend Yield Index is designed to represent the performance of companies with relatively high forecast dividend yields

WisdomTree U.S. MidCap Dividend Index Total Return

The WisdomTree U.S. MidCap Dividend Index is a fundamentally weighted index that measures the performance of the mid-capitalization segment of the US dividend-paying market. The Index is comprised of the companies that compose the top 75% of the market capitalization of the WisdomTree U.S. Dividend Index after the 300 largest companies have been removed. The index is dividend weighted annually to reflect the proportionate share of the aggregate cash dividends each component company is projected to pay in the coming year, based on the most recently declared dividend per share.

WisdomTree U.S. SmallCap Dividend Index Total Return

The WisdomTree U.S. SmallCap Dividend Index is a fundamentally weighted index measuring the performance of the small-capitalization segment of the US dividend-paying market. The Index is comprised of the companies that compose the bottom 25% of the market capitalization of the WisdomTree U.S. Dividend Index after the 300 largest companies have been removed. The index is dividend weighted annually to reflect the proportionate share of the aggregate cash dividends each component company is projected to pay in the coming year, based on the most recently declared dividend per share.

Bloomberg U.S. Long Government/Credit Unhedged USD

The Bloomberg U.S. Government Credit Long Index measures the performance of the non-securitized component of the U.S. Aggregate Index with maturities of 10 years and greater, including Treasuries, government-related issues, and corporates. It is a subset of the U.S. Aggregate Index.

Bloomberg Intermediate US Govt/Credit TR Index Value Unhedged

The Bloomberg U.S. Government Credit Intermediate Index measures the performance of the non-securitized component of the U.S. Aggregate Index with maturities of 1-10 years, including Treasuries, government-related issues, and corporates. It is a subset of the U.S. Aggregate Index.

Bloomberg Municipal Bond 5 Year (4-6) Total Return Index Unhedged USD

An index designed to measure the performance of tax-exempt U.S. investment grade municipal bonds with remaining maturities between four and six years. Index returns assume reinvestment of distributions, but do not reflect any applicable sales charges or management fees.

MSCI ACWI IMI Net Total Return USD Index

The MSCI ACWI Investable Market Index (IMI) captures large, mid and small cap representation across 23 Developed Markets (DM) and 24 Emerging Markets (EM) countries. The MSCI AXWI IMI includes the following 23 developed market countries : Australia, Austria, Belgium, Canada, Denmark, Finland, France, Germany, Hong Kong, Ireland, Israel, Italy, Japan, Netherlands, New Zealand, Norway, Portugal, Singapore, Spain, Sweden, Switzerland, United Kingdom, and United States. The MSCI AXWI IMI includes the following 24 emerging market countries: : Brazil, Chile, China, Colombia, Czech Republic, Egypt, Greece, Hungary, India, Indonesia, Korea, Kuwait, Malaysia, Mexico, Peru, Philippines, Poland, Qatar, Saudi Arabia, South Africa, Taiwan, Thailand, Turkey and United Arab Emirates.

Bloomberg 1-3 Yr Gov Total Return Index Value Unhedged USD

The Bloomberg U.S. Government/Credit 1-3 Year Index is an unmanaged index considered representative of performance of short-term U.S. corporate bonds and U.S. government bonds with maturities from one to three years.

Bloomberg 1-5 Yr Gov TR Index

Bloomberg Barclays Municipal 1-5 Yr TR USD includes all medium and larger issues of U.S. government, investment-grade corporate, and investment-grade international dollar-denominated bonds that have maturities of between 1 and 5 years and are publicly issued.

ICE BofA US 3-Month Treasury Bill Index

The ICE BofA 3 Month U.S. Treasury Index measures the performance of a single issue of outstanding treasury bill which matures closest to, but not beyond, three months from the rebalancing date. The issue is purchased at the beginning of the month and held for a full month; at the end of the month that issue is sold and rolled into a newly selected issue.

Bloomberg US Treasury TIPS 0-5 Years Total Return Index Unhedged USD

Bloomberg US Treasury Inflation-Protected Securities (TIPS) 0-5 Year Index is a market value-weighted index that measures the performance of inflation-protected securities issued by the US Treasury that have a remaining average life between 0 and 5 years.

Bloomberg U.S. Treasury Bellwethers: 1 Yr

The Bloomberg U.S. Treasury Bellwethers 1 Yr. Index is an unmanaged index representing the on-the-run (most recently auctioned) U.S. Treasury bond with 1 years' maturity.



APCM

Client Relationship Manager

Blake Phillips, CFA®

blake@apcm.net

Portfolio Manager

Paul Hanson, CFA®

Chartered Financial Analyst® (CFA®) are licensed by the CFA® Institute to use the CFA® mark. CFA® certification requirements: Hold a bachelor's degree from an accredited institution or have equivalent education or work experience, successful completion of all three exam levels of the CFA® Program, have 48 months of acceptable professional work experience in the investment decision-making process, fulfill society requirements, which vary by society. Unless you are upgrading from affiliate membership, all societies require two sponsor statements as part of each application; these are submitted online by your sponsors.



ALASKA PERMANENT CAPITAL MANAGEMENT

Registered Investment Adviser

AEB OPERATING RESERVE FUND Investment Report

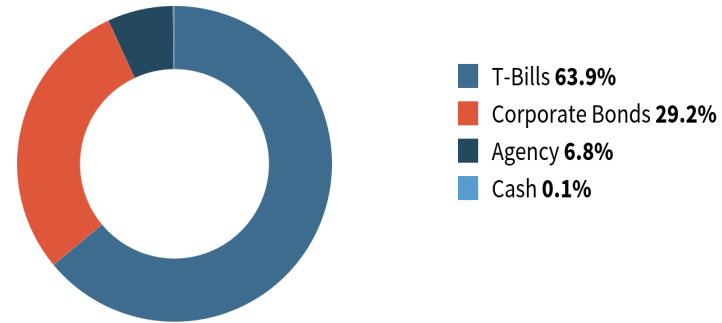
June 2024

Portfolio Overview

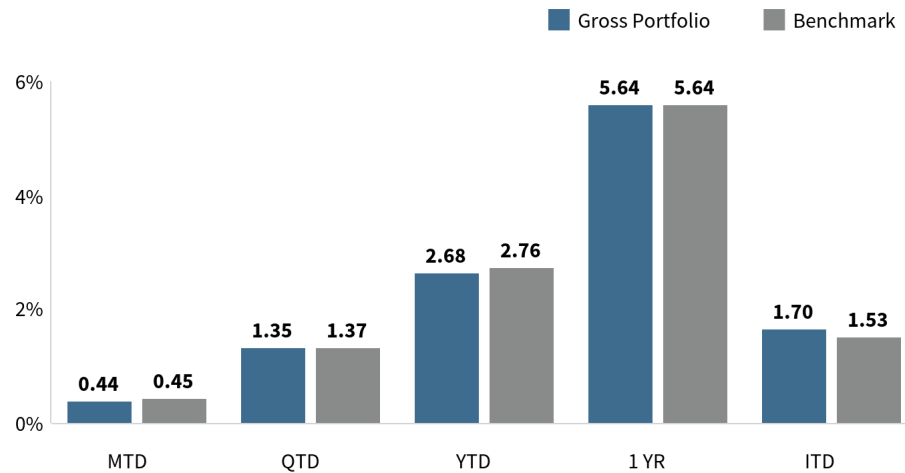
| | |
|------------------------------|--------------------|
| BEGINNING VALUE + ACCRUED | \$9,916,756 |
| TRANSFERS IN/ OUT | -\$757 |
| REALIZED GAINS | \$0 |
| CHANGE IN MARKET VALUE | -\$842 |
| INTEREST INCOME | \$44,861 |
| ENDING VALUE + ACCRUED | \$9,960,018 |



Portfolio Composition



Investment Performance

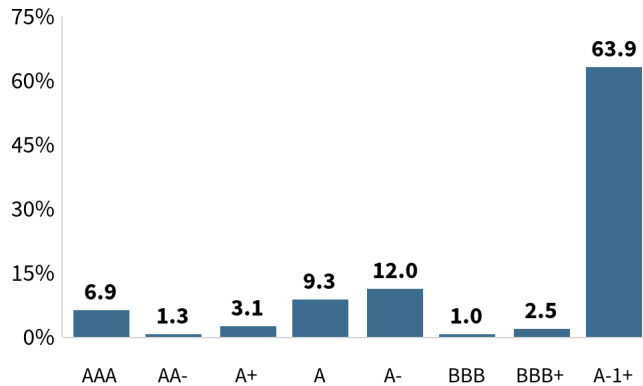


Performance is annualized for periods greater than one year. Inception to date performance begins August 01, 2001. Past performance is not indicative of future results.

Risk Management

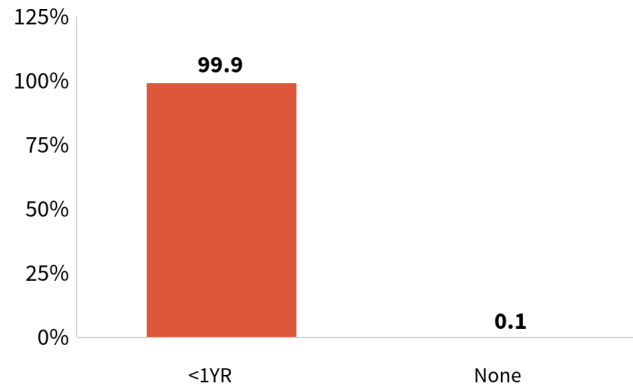


Credit Rating Exposure



Source: Clearwater Composite Rating

Duration Exposure (Years)



Sector Exposure

| | %MV |
|-----------------|--------|
| T-Bills | 63.94% |
| Corporate Bonds | 29.15% |
| Agency | 6.76% |
| Cash | 0.15% |

Top 10 Issuer Concentration

| | %MV |
|--|--------|
| United States | 63.94% |
| Federal Home Loan Mortgage Corporation | 3.06% |
| Farm Credit System | 2.00% |
| Target Corporation | 1.59% |
| The Goldman Sachs Group, Inc. | 1.52% |
| The Walt Disney Company | 1.52% |
| Phillips 66 | 1.51% |
| Simon Property Group, Inc. | 1.50% |
| Realty Income Corporation | 1.50% |
| The PNC Financial Services Group, Inc. | 1.49% |

This is a list of the Top 10 Issuer Concentration, but these are not the only issuer concentrations. A full list is available upon request.

MARKET VALUE
\$9,925,710

BOOK VALUE
\$9,928,701

UNREALIZED GAIN/LOSS
-\$2,991

YIELD TO MATURITY
5.21%

COUPON RATE
1.14%

DURATION
0.27

WAL
0.28

MOODY'S RATING
Aa3

Disclosures



S&P 500 Total Return Index

The S&P 500® Index is the Standard & Poor's Composite Index and is widely regarded as a single gauge of large cap U.S. equities. It is market cap weighted and includes 500 leading companies, capturing approximately 80% coverage of available market capitalization.

S&P MidCap 400 Total Return Index

The S&P MidCap 400 Index, more commonly known as the S&P 400, is a stock market index from S&P Dow Jones Indices. The index serves as a barometer for the U.S. mid-cap equities sector and is the most widely followed mid-cap index.

S&P Small Cap 600 Total Return Index

The S&P SmallCap 600® seeks to measure the small-cap segment of the U.S. equity market. The index is designed to track companies that meet specific inclusion criteria to ensure that they are liquid and financially viable.

MSCI EAFE Net Total Return USD Index

The MSCI EAFE Index (Europe, Australasia, Far East) is a free float-adjusted market capitalization-weighted index that is designed to measure the equity market performance of developed markets, excluding the United States and Canada. The MSCI EAFE Index consists of the following 21 developed market countries: Australia, Austria, Belgium, Denmark, Finland, France, Germany, Hong Kong, Ireland, Israel, Italy, Japan, the Netherlands, New Zealand, Norway, Portugal, Singapore, Spain, Sweden, Switzerland and the United Kingdom.

MSCI Emerging Net Total Return USD Index

The MSCI Emerging Markets Index is a free float-adjusted market capitalization-weighted index that is designed to measure equity market performance of emerging markets. The MSCI Emerging Markets Index consists of the following 26 emerging market country indices: Argentina, Brazil, Chile, China, Colombia, Czech Republic, Egypt, Greece, Hungary, India, Indonesia, Korea, Malaysia, Mexico, Peru, Philippines, Poland, Qatar, Russia, Saudi Arabia, South Africa, Taiwan, Thailand, Turkey and United Arab Emirates.

STOXX Global Broad Infrastructure Index Net Return USD

The STOXX Global Broad Infrastructure Index is derived from the STOXX. Developed and Emerging Markets Total Market Index (TMI) and offers a diversified representation of companies that generate more than 50% of their revenue from selected infrastructure sectors. STOXX partnered with Revere Data, which defines 17 subsectors for the infrastructure industry. These 17 subsectors are rolled into five supersectors - Communications, Energy, Government Outsourcing/Social, Transportation and Utilities.

S&P USA REIT USD Total Return Index

The S&P United States REIT Index defines and measures the investable universe of publicly traded real estate investment trusts domiciled in the United States.

Bloomberg Commodity Index Total Return

The Bloomberg Commodity Index provides broad-based exposure to commodities, and no single commodity or commodity sector dominates the index. Rather than being driven by micro-economic events affecting one commodity market or sector, the diversified commodity exposure of the index potentially reduces volatility in comparison with non-diversified commodity investments.

Wilshire Liquid Alternative Total Return Index

The Wilshire Liquid Alternative IndexSM measures the collective performance of the five Wilshire Liquid Alternative strategies that make up the Wilshire Liquid Alternative Universe. Created in 2014, with a set of time series of data beginning on December 31, 1999, the Wilshire Liquid Alternative Index (WLIQA) is designed to provide a broad measure of the liquid alternative market by combining the performance of the Wilshire Liquid Alternative Equity Hedge Index (WLIQAEH), Wilshire Liquid Alternative Global Macro Index (WLIQAGM), Wilshire Liquid Alternative Relative Value Index (WLIQARV), Wilshire Liquid Alternative Multi-Strategy Index (WLIQAMS), and Wilshire Liquid Alternative Event Driven Index (WLIQAED).

Bloomberg US Agg Total Return Value Unhedged USD

The Bloomberg U.S. Aggregate Index measures the performance of investment grade, U.S. dollar-denominated, fixed-rate taxable bond market, including Treasuries, government-related and corporate securities, MBS (agency fixed-rate and hybrid ARM pass-throughs), ABS, and CMBS. It rolls up into other flagship indices, such as the multi-currency Global Aggregate Index and the U.S. Universal Index, which includes high yield and emerging markets debt.

Bloomberg VLI: High Yield Total Return Index Value Unhedged USD

The Bloomberg VLI: High Yield Total Return Index is a component of the US Corp High Yield Index that is designed to track a more liquid component of the USD-denominated, high yield, fixed-rate corporate bond market.

Bloomberg GLA xUSD Float Adj RIC Capped Index TR Index Value Hedged USD

The Bloomberg Barclays Global Aggregate ex-USD Float-Adjusted RIC Capped Index is a customized subset of the Global Aggregate Index that meets the same diversification guidelines that a fund must pass to qualify as a regulated investment company (RIC). This multi-currency benchmark includes fixed-rate treasury, government-related, corporate and securitized bonds from developed and emerging markets issuers while excluding USD denominated debt. The Global Aggregate ex-USD Float Adjusted RIC Capped Index is largely comprised of two major regional aggregate components: the Pan-European Aggregate and the Asian-Pacific Aggregate Index.

FTSE 3 Month Treas Bill Local Currency

The FTSE 3 Month US T Bill Index Series is intended to track the daily performance of 3 month US Treasury bills. The indices are designed to operate as a reference rate for a series of funds.

Disclosures



Bloomberg Muni 1-15 Year Blend (1-17) Total Return Index Value

The Bloomberg Municipal 1-15 Year Index measures the performance of USD-denominated long-term, tax-exempt bond market with maturities of 1-15 years, including state and local general obligation bonds, revenue bonds, insured bonds, and prerefunded bonds.

Bloomberg Intermediate US Govt/Credit TR Index Value Unhedged

The Bloomberg U.S. Government Intermediate Index measures the performance of the U.S. Treasury and U.S. agency debentures with maturities of 1-10 years. It is a component of the U.S. Government/Credit Index and the U.S. Aggregate Index.

Bloomberg 1-5 Yr Gov/Credit Total Return Index Value Unhedge

The Bloomberg US 1-5 year Government/Credit Float-Adjusted Bond Index is a float-adjusted version of the US 1-5 year Government/Credit Index, which tracks the market for investment grade, US dollar-denominated, fixed-rate treasuries, government-related and corporate securities.

FTSE High Dividend Yield Total Return Index

The FTSE High Dividend Yield Index is designed to represent the performance of companies with relatively high forecast dividend yields

WisdomTree U.S. MidCap Dividend Index Total Return

The WisdomTree U.S. MidCap Dividend Index is a fundamentally weighted index that measures the performance of the mid-capitalization segment of the US dividend-paying market. The Index is comprised of the companies that compose the top 75% of the market capitalization of the WisdomTree U.S. Dividend Index after the 300 largest companies have been removed. The index is dividend weighted annually to reflect the proportionate share of the aggregate cash dividends each component company is projected to pay in the coming year, based on the most recently declared dividend per share.

WisdomTree U.S. SmallCap Dividend Index Total Return

The WisdomTree U.S. SmallCap Dividend Index is a fundamentally weighted index measuring the performance of the small-capitalization segment of the US dividend-paying market. The Index is comprised of the companies that compose the bottom 25% of the market capitalization of the WisdomTree U.S. Dividend Index after the 300 largest companies have been removed. The index is dividend weighted annually to reflect the proportionate share of the aggregate cash dividends each component company is projected to pay in the coming year, based on the most recently declared dividend per share.

Bloomberg U.S. Long Government/Credit Unhedged USD

The Bloomberg U.S. Government Credit Long Index measures the performance of the non-securitized component of the U.S. Aggregate Index with maturities of 10 years and greater, including Treasuries, government-related issues, and corporates. It is a subset of the U.S. Aggregate Index.

Bloomberg Intermediate US Govt/Credit TR Index Value Unhedged

The Bloomberg U.S. Government Credit Intermediate Index measures the performance of the non-securitized component of the U.S. Aggregate Index with maturities of 1-10 years, including Treasuries, government-related issues, and corporates. It is a subset of the U.S. Aggregate Index.

Bloomberg Municipal Bond 5 Year (4-6) Total Return Index Unhedged USD

An index designed to measure the performance of tax-exempt U.S. investment grade municipal bonds with remaining maturities between four and six years. Index returns assume reinvestment of distributions, but do not reflect any applicable sales charges or management fees.

MSCI ACWI IMI Net Total Return USD Index

The MSCI ACWI Investable Market Index (IMI) captures large, mid and small cap representation across 23 Developed Markets (DM) and 24 Emerging Markets (EM) countries. The MSCI AXWI IMI includes the following 23 developed market countries : Australia, Austria, Belgium, Canada, Denmark, Finland, France, Germany, Hong Kong, Ireland, Israel, Italy, Japan, Netherlands, New Zealand, Norway, Portugal, Singapore, Spain, Sweden, Switzerland, United Kingdom, and United States. The MSCI AXWI IMI includes the following 24 emerging market countries: : Brazil, Chile, China, Colombia, Czech Republic, Egypt, Greece, Hungary, India, Indonesia, Korea, Kuwait, Malaysia, Mexico, Peru, Philippines, Poland, Qatar, Saudi Arabia, South Africa, Taiwan, Thailand, Turkey and United Arab Emirates.

Bloomberg 1-3 Yr Gov Total Return Index Value Unhedged USD

The Bloomberg U.S. Government/Credit 1-3 Year Index is an unmanaged index considered representative of performance of short-term U.S. corporate bonds and U.S. government bonds with maturities from one to three years.

Bloomberg 1-5 Yr Gov TR Index

Bloomberg Barclays Municipal 1-5 Yr TR USD includes all medium and larger issues of U.S. government, investment-grade corporate, and investment-grade international dollar-denominated bonds that have maturities of between 1 and 5 years and are publicly issued.

ICE BofA US 3-Month Treasury Bill Index

The ICE BofA 3 Month U.S. Treasury Index measures the performance of a single issue of outstanding treasury bill which matures closest to, but not beyond, three months from the rebalancing date. The issue is purchased at the beginning of the month and held for a full month; at the end of the month that issue is sold and rolled into a newly selected issue.

Bloomberg US Treasury TIPS 0-5 Years Total Return Index Unhedged USD

Bloomberg US Treasury Inflation-Protected Securities (TIPS) 0-5 Year Index is a market value-weighted index that measures the performance of inflation-protected securities issued by the US Treasury that have a remaining average life between 0 and 5 years.

Bloomberg U.S. Treasury Bellwethers: 1 Yr

The Bloomberg U.S. Treasury Bellwethers 1 Yr. Index is an unmanaged index representing the on-the-run (most recently auctioned) U.S. Treasury bond with 1 years' maturity.



APCM

Client Relationship Manager

Blake Phillips, CFA®

blake@apcm.net

Portfolio Manager

Paul Hanson, CFA®

Chartered Financial Analyst® (CFA®) are licensed by the CFA® Institute to use the CFA® mark. CFA® certification requirements: Hold a bachelor's degree from an accredited institution or have equivalent education or work experience, successful completion of all three exam levels of the CFA® Program, have 48 months of acceptable professional work experience in the investment decision-making process, fulfill society requirements, which vary by society. Unless you are upgrading from affiliate membership, all societies require two sponsor statements as part of each application; these are submitted online by your sponsors.



ALASKA PERMANENT CAPITAL MANAGEMENT

Registered Investment Adviser

ALEUTIANS EAST BOR. PERM FUND Investment Report

June 2024

Portfolio Overview

BEGINNING VALUE + ACCRUED **\$46,259,172**

TRANSFERS IN/OUT **-\$1,125**

REALIZED GAINS/LOSSES **\$99,883**

CHANGE IN MARKET VALUE **\$8,840**

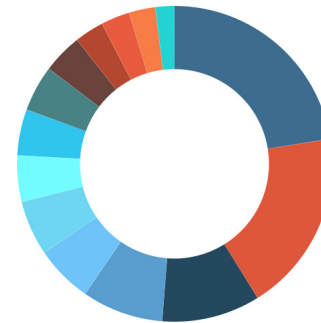
INTEREST INCOME **\$64,353**

DIVIDEND INCOME **\$155,209**

ENDING VALUE + ACCRUED **\$46,586,332**

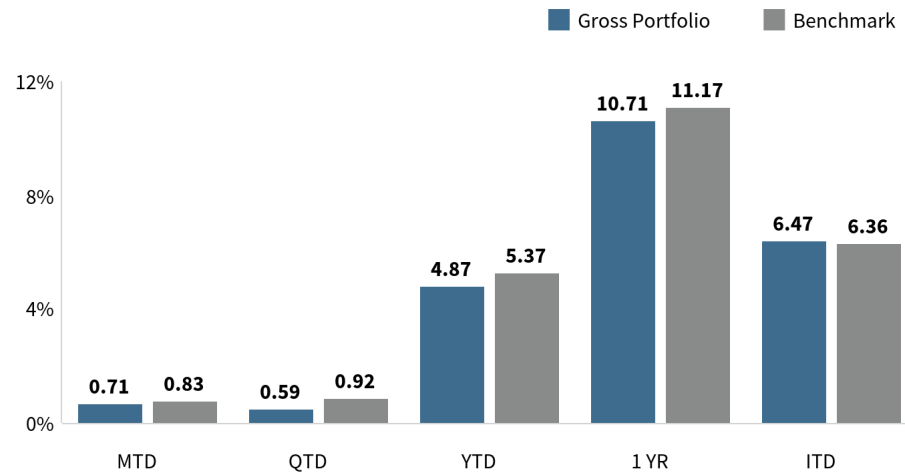


Portfolio Composition



- U.S. Large Cap Equity **22.5%**
- U.S. Fixed Income **18.7%**
- U.S. Mid Cap Equity **10.1%**
- Alternative Beta **8.3%**
- Developed International Equity **5.9%**
- International Fixed Income **5.6%**
- U.S. High Yield Fixed Income **4.7%**
- Infrastructure **4.7%**
- U.S. Small Cap Equity **4.7%**
- Emerging Market Equity **4.1%**
- Cash **3.0%**
- Commodities **3.0%**
- REITs **2.7%**
- TIPS **1.9%**

Investment Performance



Performance is annualized for periods greater than one year. Inception to date performance begins August 01, 1993. Past performance is not indicative of future results.

Portfolio Summary and Target

| | MARKET VALUE (\$) | ASSETS (%) | TARGET (%) | RANGE |
|--------------------------------|-------------------|---------------|------------|------------|
| RISK CONTROL | | | | |
| U.S. Fixed Income | 8,707,568 | 18.7% | 18% | 8% to 28% |
| TIPS | 905,868 | 1.9% | 2% | 0% to 10% |
| International Fixed Income | 2,623,011 | 5.6% | 5% | 0% to 10% |
| Cash | 1,398,333 | 3.0% | 2% | 0% to 10% |
| Risk Control Total | 13,634,780 | 29.3% | | |
| RISK ASSET | | | | |
| U.S. High Yield Fixed Income | 2,206,306 | 4.7% | 5% | 0% to 10% |
| U.S. Large Cap Equity | 10,466,052 | 22.5% | 22% | 12% to 32% |
| U.S. Mid Cap Equity | 4,707,482 | 10.1% | 10% | 5% to 15% |
| U.S. Small Cap Equity | 2,193,800 | 4.7% | 5% | 0% to 10% |
| Developed International Equity | 2,739,825 | 5.9% | 6% | 0% to 12% |
| Emerging Market Equity | 1,902,929 | 4.1% | 4% | 0% to 8% |
| Risk Asset Total | 24,216,394 | 52.0% | | |
| ALTERNATIVES | | | | |
| REITs | 1,258,696 | 2.7% | 3% | 0% to 6% |
| Alternative Beta | 3,889,655 | 8.3% | 10% | 0% to 15% |
| Infrastructure | 2,203,030 | 4.7% | 5% | 0% to 10% |
| Commodities | 1,383,776 | 3.0% | 3% | 0% to 6% |
| Alternatives Total | 8,735,158 | 18.8% | | |
| TOTAL PORTFOLIO | 46,586,332 | 100.0% | | |

We urge you compare the account statement we provide with the account statement you receive from your custodian. We cannot guarantee the accuracy of this information for tax purposes. Please verify all information from trade confirmations.

Past performance is not indicative of future results.

Disclosures



S&P 500 Total Return Index

The S&P 500® Index is the Standard & Poor's Composite Index and is widely regarded as a single gauge of large cap U.S. equities. It is market cap weighted and includes 500 leading companies, capturing approximately 80% coverage of available market capitalization.

S&P MidCap 400 Total Return Index

The S&P MidCap 400 Index, more commonly known as the S&P 400, is a stock market index from S&P Dow Jones Indices. The index serves as a barometer for the U.S. mid-cap equities sector and is the most widely followed mid-cap index.

S&P Small Cap 600 Total Return Index

The S&P SmallCap 600® seeks to measure the small-cap segment of the U.S. equity market. The index is designed to track companies that meet specific inclusion criteria to ensure that they are liquid and financially viable.

MSCI EAFE Net Total Return USD Index

The MSCI EAFE Index (Europe, Australasia, Far East) is a free float-adjusted market capitalization-weighted index that is designed to measure the equity market performance of developed markets, excluding the United States and Canada. The MSCI EAFE Index consists of the following 21 developed market countries: Australia, Austria, Belgium, Denmark, Finland, France, Germany, Hong Kong, Ireland, Israel, Italy, Japan, the Netherlands, New Zealand, Norway, Portugal, Singapore, Spain, Sweden, Switzerland and the United Kingdom.

MSCI Emerging Net Total Return USD Index

The MSCI Emerging Markets Index is a free float-adjusted market capitalization-weighted index that is designed to measure equity market performance of emerging markets. The MSCI Emerging Markets Index consists of the following 26 emerging market country indices: Argentina, Brazil, Chile, China, Colombia, Czech Republic, Egypt, Greece, Hungary, India, Indonesia, Korea, Malaysia, Mexico, Peru, Philippines, Poland, Qatar, Russia, Saudi Arabia, South Africa, Taiwan, Thailand, Turkey and United Arab Emirates.

STOXX Global Broad Infrastructure Index Net Return USD

The STOXX Global Broad Infrastructure Index is derived from the STOXX. Developed and Emerging Markets Total Market Index (TMI) and offers a diversified representation of companies that generate more than 50% of their revenue from selected infrastructure sectors. STOXX partnered with Revere Data, which defines 17 subsectors for the infrastructure industry. These 17 subsectors are rolled into five supersectors - Communications, Energy, Government Outsourcing/Social, Transportation and Utilities.

S&P USA REIT USD Total Return Index

The S&P United States REIT Index defines and measures the investable universe of publicly traded real estate investment trusts domiciled in the United States.

Bloomberg Commodity Index Total Return

The Bloomberg Commodity Index provides broad-based exposure to commodities, and no single commodity or commodity sector dominates the index. Rather than being driven by micro-economic events affecting one commodity market or sector, the diversified commodity exposure of the index potentially reduces volatility in comparison with non-diversified commodity investments.

Wilshire Liquid Alternative Total Return Index

The Wilshire Liquid Alternative IndexSM measures the collective performance of the five Wilshire Liquid Alternative strategies that make up the Wilshire Liquid Alternative Universe. Created in 2014, with a set of time series of data beginning on December 31, 1999, the Wilshire Liquid Alternative Index (WLIQA) is designed to provide a broad measure of the liquid alternative market by combining the performance of the Wilshire Liquid Alternative Equity Hedge Index (WLIQAEH), Wilshire Liquid Alternative Global Macro Index (WLIQAGM), Wilshire Liquid Alternative Relative Value Index (WLIQARV), Wilshire Liquid Alternative Multi-Strategy Index (WLIQAMS), and Wilshire Liquid Alternative Event Driven Index (WLIQAED).

Bloomberg US Agg Total Return Value Unhedged USD

The Bloomberg U.S. Aggregate Index measures the performance of investment grade, U.S. dollar-denominated, fixed-rate taxable bond market, including Treasuries, government-related and corporate securities, MBS (agency fixed-rate and hybrid ARM pass-throughs), ABS, and CMBS. It rolls up into other flagship indices, such as the multi-currency Global Aggregate Index and the U.S. Universal Index, which includes high yield and emerging markets debt.

Bloomberg VLI: High Yield Total Return Index Value Unhedged USD

The Bloomberg VLI: High Yield Total Return Index is a component of the US Corp High Yield Index that is designed to track a more liquid component of the USD-denominated, high yield, fixed-rate corporate bond market.

Bloomberg GLA xUSD Float Adj RIC Capped Index TR Index Value Hedged USD

The Bloomberg Barclays Global Aggregate ex-USD Float-Adjusted RIC Capped Index is a customized subset of the Global Aggregate Index that meets the same diversification guidelines that a fund must pass to qualify as a regulated investment company (RIC). This multi-currency benchmark includes fixed-rate treasury, government-related, corporate and securitized bonds from developed and emerging markets issuers while excluding USD denominated debt. The Global Aggregate ex-USD Float Adjusted RIC Capped Index is largely comprised of two major regional aggregate components: the Pan-European Aggregate and the Asian-Pacific Aggregate Index.

FTSE 3 Month Treas Bill Local Currency

The FTSE 3 Month US T Bill Index Series is intended to track the daily performance of 3 month US Treasury bills. The indices are designed to operate as a reference rate for a series of funds.

Disclosures



Bloomberg Muni 1-15 Year Blend (1-17) Total Return Index Value

The Bloomberg Municipal 1-15 Year Index measures the performance of USD-denominated long-term, tax-exempt bond market with maturities of 1-15 years, including state and local general obligation bonds, revenue bonds, insured bonds, and prerefunded bonds.

Bloomberg Intermediate US Govt/Credit TR Index Value Unhedged

The Bloomberg U.S. Government Intermediate Index measures the performance of the U.S. Treasury and U.S. agency debentures with maturities of 1-10 years. It is a component of the U.S. Government/Credit Index and the U.S. Aggregate Index.

Bloomberg 1-5 Yr Gov/Credit Total Return Index Value Unhedge

The Bloomberg US 1-5 year Government/Credit Float-Adjusted Bond Index is a float-adjusted version of the US 1-5 year Government/Credit Index, which tracks the market for investment grade, US dollar-denominated, fixed-rate treasuries, government-related and corporate securities.

FTSE High Dividend Yield Total Return Index

The FTSE High Dividend Yield Index is designed to represent the performance of companies with relatively high forecast dividend yields

WisdomTree U.S. MidCap Dividend Index Total Return

The WisdomTree U.S. MidCap Dividend Index is a fundamentally weighted index that measures the performance of the mid-capitalization segment of the US dividend-paying market. The Index is comprised of the companies that compose the top 75% of the market capitalization of the WisdomTree U.S. Dividend Index after the 300 largest companies have been removed. The index is dividend weighted annually to reflect the proportionate share of the aggregate cash dividends each component company is projected to pay in the coming year, based on the most recently declared dividend per share.

WisdomTree U.S. SmallCap Dividend Index Total Return

The WisdomTree U.S. SmallCap Dividend Index is a fundamentally weighted index measuring the performance of the small-capitalization segment of the US dividend-paying market. The Index is comprised of the companies that compose the bottom 25% of the market capitalization of the WisdomTree U.S. Dividend Index after the 300 largest companies have been removed. The index is dividend weighted annually to reflect the proportionate share of the aggregate cash dividends each component company is projected to pay in the coming year, based on the most recently declared dividend per share.

Bloomberg U.S. Long Government/Credit Unhedged USD

The Bloomberg U.S. Government Credit Long Index measures the performance of the non-securitized component of the U.S. Aggregate Index with maturities of 10 years and greater, including Treasuries, government-related issues, and corporates. It is a subset of the U.S. Aggregate Index.

Bloomberg Intermediate US Govt/Credit TR Index Value Unhedged

The Bloomberg U.S. Government Credit Intermediate Index measures the performance of the non-securitized component of the U.S. Aggregate Index with maturities of 1-10 years, including Treasuries, government-related issues, and corporates. It is a subset of the U.S. Aggregate Index.

Bloomberg Municipal Bond 5 Year (4-6) Total Return Index Unhedged USD

An index designed to measure the performance of tax-exempt U.S. investment grade municipal bonds with remaining maturities between four and six years. Index returns assume reinvestment of distributions, but do not reflect any applicable sales charges or management fees.

MSCI ACWI IMI Net Total Return USD Index

The MSCI ACWI Investable Market Index (IMI) captures large, mid and small cap representation across 23 Developed Markets (DM) and 24 Emerging Markets (EM) countries. The MSCI AXWI IMI includes the following 23 developed market countries : Australia, Austria, Belgium, Canada, Denmark, Finland, France, Germany, Hong Kong, Ireland, Israel, Italy, Japan, Netherlands, New Zealand, Norway, Portugal, Singapore, Spain, Sweden, Switzerland, United Kingdom, and United States. The MSCI AXWI IMI includes the following 24 emerging market countries: : Brazil, Chile, China, Colombia, Czech Republic, Egypt, Greece, Hungary, India, Indonesia, Korea, Kuwait, Malaysia, Mexico, Peru, Philippines, Poland, Qatar, Saudi Arabia, South Africa, Taiwan, Thailand, Turkey and United Arab Emirates.

Bloomberg 1-3 Yr Gov Total Return Index Value Unhedged USD

The Bloomberg U.S. Government/Credit 1-3 Year Index is an unmanaged index considered representative of performance of short-term U.S. corporate bonds and U.S. government bonds with maturities from one to three years.

Bloomberg 1-5 Yr Gov TR Index

Bloomberg Barclays Municipal 1-5 Yr TR USD includes all medium and larger issues of U.S. government, investment-grade corporate, and investment-grade international dollar-denominated bonds that have maturities of between 1 and 5 years and are publicly issued.

ICE BofA US 3-Month Treasury Bill Index

The ICE BofA 3 Month U.S. Treasury Index measures the performance of a single issue of outstanding treasury bill which matures closest to, but not beyond, three months from the rebalancing date. The issue is purchased at the beginning of the month and held for a full month; at the end of the month that issue is sold and rolled into a newly selected issue.

Bloomberg US Treasury TIPS 0-5 Years Total Return Index Unhedged USD

Bloomberg US Treasury Inflation-Protected Securities (TIPS) 0-5 Year Index is a market value-weighted index that measures the performance of inflation-protected securities issued by the US Treasury that have a remaining average life between 0 and 5 years.

Bloomberg U.S. Treasury Bellwethers: 1 Yr

The Bloomberg U.S. Treasury Bellwethers 1 Yr. Index is an unmanaged index representing the on-the-run (most recently auctioned) U.S. Treasury bond with 1 years' maturity.



APCM

Client Relationship Manager

Blake Phillips, CFA®

blake@apcm.net

Portfolio Manager

Brandy Niclai, CFA®

Chartered Financial Analyst® (CFA®) are licensed by the CFA® Institute to use the CFA® mark. CFA® certification requirements: Hold a bachelor's degree from an accredited institution or have equivalent education or work experience, successful completion of all three exam levels of the CFA® Program, have 48 months of acceptable professional work experience in the investment decision-making process, fulfill society requirements, which vary by society. Unless you are upgrading from affiliate membership, all societies require two sponsor statements as part of each application; these are submitted online by your sponsors.



ALASKA PERMANENT CAPITAL MANAGEMENT

Registered Investment Adviser

AEB APPROPRIATIONS FUND Investment Report

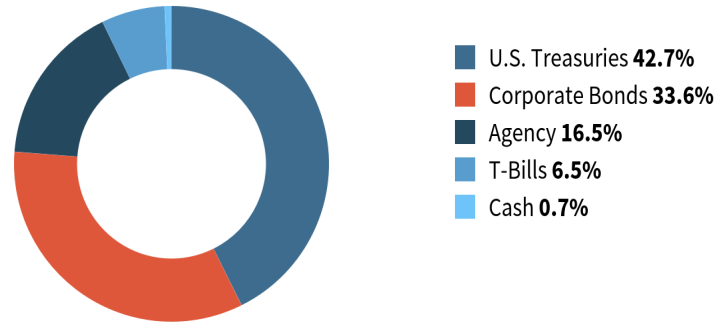
June 2024

Portfolio Overview

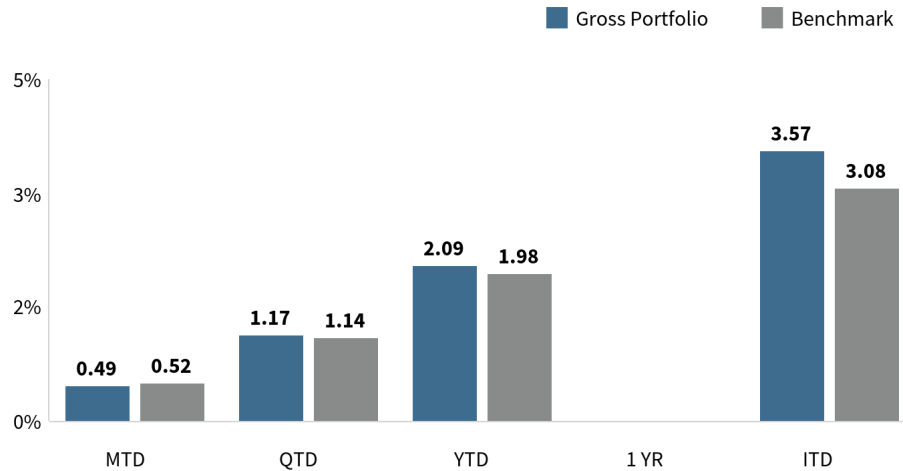
| | |
|------------------------------|--------------------|
| BEGINNING VALUE + ACCRUED | \$3,712,025 |
| TRANSFERS IN/ OUT | \$0 |
| REALIZED GAINS | \$0 |
| CHANGE IN MARKET VALUE | \$2,165 |
| INTEREST INCOME | \$16,142 |
| ENDING VALUE + ACCRUED | \$3,730,332 |



Portfolio Composition



Investment Performance

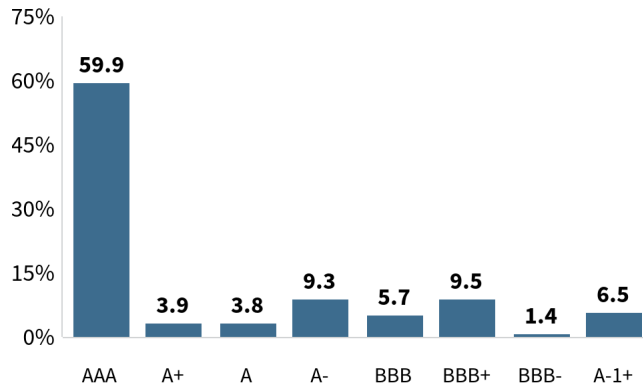


Performance is annualized for periods greater than one year. Inception to date performance begins November 01, 2023. Past performance is not indicative of future results.

Risk Management

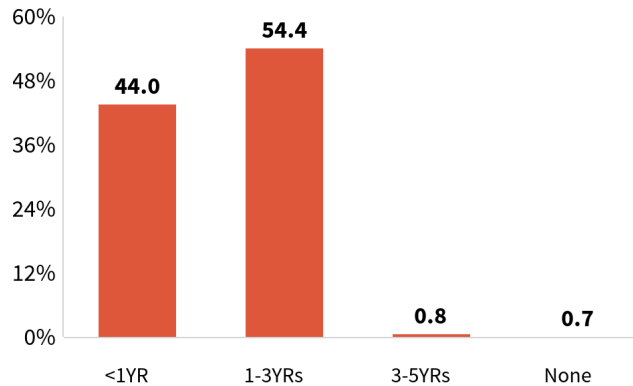


Credit Rating Exposure



Source: Clearwater Composite Rating

Duration Exposure (Years)



Sector Exposure

| | %MV |
|-----------------|--------|
| U.S. Treasuries | 42.67% |
| Corporate Bonds | 33.57% |
| Agency | 16.54% |
| T-Bills | 6.52% |
| Cash | 0.70% |

Top 10 Issuer Concentration

| | %MV |
|--|--------|
| United States | 49.19% |
| Federal Home Loan Banks | 10.94% |
| Federal Home Loan Mortgage Corporation | 3.39% |
| American Water Works Company, Inc. | 2.28% |
| Citigroup Inc. | 1.57% |
| Farm Credit System | 1.38% |
| U.S. Bancorp | 1.36% |
| American Express Company | 1.34% |
| Morgan Stanley | 1.34% |
| The Estée Lauder Companies Inc. | 1.32% |

This is a list of the Top 10 Issuer Concentration, but these are not the only issuer concentrations. A full list is available upon request.

MARKET VALUE
\$3,704,288

BOOK VALUE
\$3,705,023

UNREALIZED GAIN/LOSS
-\$735

YIELD TO MATURITY
5.28%

COUPON RATE
3.17%

DURATION
1.14

WAL
1.57

MOODY'S RATING
A1

Disclosures



S&P 500 Total Return Index

The S&P 500® Index is the Standard & Poor's Composite Index and is widely regarded as a single gauge of large cap U.S. equities. It is market cap weighted and includes 500 leading companies, capturing approximately 80% coverage of available market capitalization.

S&P MidCap 400 Total Return Index

The S&P MidCap 400 Index, more commonly known as the S&P 400, is a stock market index from S&P Dow Jones Indices. The index serves as a barometer for the U.S. mid-cap equities sector and is the most widely followed mid-cap index.

S&P Small Cap 600 Total Return Index

The S&P SmallCap 600® seeks to measure the small-cap segment of the U.S. equity market. The index is designed to track companies that meet specific inclusion criteria to ensure that they are liquid and financially viable.

MSCI EAFE Net Total Return USD Index

The MSCI EAFE Index (Europe, Australasia, Far East) is a free float-adjusted market capitalization-weighted index that is designed to measure the equity market performance of developed markets, excluding the United States and Canada. The MSCI EAFE Index consists of the following 21 developed market countries: Australia, Austria, Belgium, Denmark, Finland, France, Germany, Hong Kong, Ireland, Israel, Italy, Japan, the Netherlands, New Zealand, Norway, Portugal, Singapore, Spain, Sweden, Switzerland and the United Kingdom.

MSCI Emerging Net Total Return USD Index

The MSCI Emerging Markets Index is a free float-adjusted market capitalization-weighted index that is designed to measure equity market performance of emerging markets. The MSCI Emerging Markets Index consists of the following 26 emerging market country indices: Argentina, Brazil, Chile, China, Colombia, Czech Republic, Egypt, Greece, Hungary, India, Indonesia, Korea, Malaysia, Mexico, Peru, Philippines, Poland, Qatar, Russia, Saudi Arabia, South Africa, Taiwan, Thailand, Turkey and United Arab Emirates.

STOXX Global Broad Infrastructure Index Net Return USD

The STOXX Global Broad Infrastructure Index is derived from the STOXX. Developed and Emerging Markets Total Market Index (TMI) and offers a diversified representation of companies that generate more than 50% of their revenue from selected infrastructure sectors. STOXX partnered with Revere Data, which defines 17 subsectors for the infrastructure industry. These 17 subsectors are rolled into five supersectors - Communications, Energy, Government Outsourcing/Social, Transportation and Utilities.

S&P USA REIT USD Total Return Index

The S&P United States REIT Index defines and measures the investable universe of publicly traded real estate investment trusts domiciled in the United States.

Bloomberg Commodity Index Total Return

The Bloomberg Commodity Index provides broad-based exposure to commodities, and no single commodity or commodity sector dominates the index. Rather than being driven by micro-economic events affecting one commodity market or sector, the diversified commodity exposure of the index potentially reduces volatility in comparison with non-diversified commodity investments.

Wilshire Liquid Alternative Total Return Index

The Wilshire Liquid Alternative IndexSM measures the collective performance of the five Wilshire Liquid Alternative strategies that make up the Wilshire Liquid Alternative Universe. Created in 2014, with a set of time series of data beginning on December 31, 1999, the Wilshire Liquid Alternative Index (WLIQA) is designed to provide a broad measure of the liquid alternative market by combining the performance of the Wilshire Liquid Alternative Equity Hedge Index (WLIQAEH), Wilshire Liquid Alternative Global Macro Index (WLIQAGM), Wilshire Liquid Alternative Relative Value Index (WLIQARV), Wilshire Liquid Alternative Multi-Strategy Index (WLIQAMS), and Wilshire Liquid Alternative Event Driven Index (WLIQAED).

Bloomberg US Agg Total Return Value Unhedged USD

The Bloomberg U.S. Aggregate Index measures the performance of investment grade, U.S. dollar-denominated, fixed-rate taxable bond market, including Treasuries, government-related and corporate securities, MBS (agency fixed-rate and hybrid ARM pass-throughs), ABS, and CMBS. It rolls up into other flagship indices, such as the multi-currency Global Aggregate Index and the U.S. Universal Index, which includes high yield and emerging markets debt.

Bloomberg VLI: High Yield Total Return Index Value Unhedged USD

The Bloomberg VLI: High Yield Total Return Index is a component of the US Corp High Yield Index that is designed to track a more liquid component of the USD-denominated, high yield, fixed-rate corporate bond market.

Bloomberg GLA xUSD Float Adj RIC Capped Index TR Index Value Hedged USD

The Bloomberg Barclays Global Aggregate ex-USD Float-Adjusted RIC Capped Index is a customized subset of the Global Aggregate Index that meets the same diversification guidelines that a fund must pass to qualify as a regulated investment company (RIC). This multi-currency benchmark includes fixed-rate treasury, government-related, corporate and securitized bonds from developed and emerging markets issuers while excluding USD denominated debt. The Global Aggregate ex-USD Float Adjusted RIC Capped Index is largely comprised of two major regional aggregate components: the Pan-European Aggregate and the Asian-Pacific Aggregate Index.

FTSE 3 Month Treas Bill Local Currency

The FTSE 3 Month US T Bill Index Series is intended to track the daily performance of 3 month US Treasury bills. The indices are designed to operate as a reference rate for a series of funds.

Disclosures



Bloomberg Muni 1-15 Year Blend (1-17) Total Return Index Value

The Bloomberg Municipal 1-15 Year Index measures the performance of USD-denominated long-term, tax-exempt bond market with maturities of 1-15 years, including state and local general obligation bonds, revenue bonds, insured bonds, and prerefunded bonds.

Bloomberg Intermediate US Govt/Credit TR Index Value Unhedged

The Bloomberg U.S. Government Intermediate Index measures the performance of the U.S. Treasury and U.S. agency debentures with maturities of 1-10 years. It is a component of the U.S. Government/Credit Index and the U.S. Aggregate Index.

Bloomberg 1-5 Yr Gov/Credit Total Return Index Value Unhedged

The Bloomberg US 1-5 year Government/Credit Float-Adjusted Bond Index is a float-adjusted version of the US 1-5 year Government/Credit Index, which tracks the market for investment grade, US dollar-denominated, fixed-rate treasuries, government-related and corporate securities.

FTSE High Dividend Yield Total Return Index

The FTSE High Dividend Yield Index is designed to represent the performance of companies with relatively high forecast dividend yields

WisdomTree U.S. MidCap Dividend Index Total Return

The WisdomTree U.S. MidCap Dividend Index is a fundamentally weighted index that measures the performance of the mid-capitalization segment of the US dividend-paying market. The Index is comprised of the companies that compose the top 75% of the market capitalization of the WisdomTree U.S. Dividend Index after the 300 largest companies have been removed. The index is dividend weighted annually to reflect the proportionate share of the aggregate cash dividends each component company is projected to pay in the coming year, based on the most recently declared dividend per share.

WisdomTree U.S. SmallCap Dividend Index Total Return

The WisdomTree U.S. SmallCap Dividend Index is a fundamentally weighted index measuring the performance of the small-capitalization segment of the US dividend-paying market. The Index is comprised of the companies that compose the bottom 25% of the market capitalization of the WisdomTree U.S. Dividend Index after the 300 largest companies have been removed. The index is dividend weighted annually to reflect the proportionate share of the aggregate cash dividends each component company is projected to pay in the coming year, based on the most recently declared dividend per share.

Bloomberg U.S. Long Government/Credit Unhedged USD

The Bloomberg U.S. Government Credit Long Index measures the performance of the non-securitized component of the U.S. Aggregate Index with maturities of 10 years and greater, including Treasuries, government-related issues, and corporates. It is a subset of the U.S. Aggregate Index.

Bloomberg Intermediate US Govt/Credit TR Index Value Unhedged

The Bloomberg U.S. Government Credit Intermediate Index measures the performance of the non-securitized component of the U.S. Aggregate Index with maturities of 1-10 years, including Treasuries, government-related issues, and corporates. It is a subset of the U.S. Aggregate Index.

Bloomberg Municipal Bond 5 Year (4-6) Total Return Index Unhedged USD

An index designed to measure the performance of tax-exempt U.S. investment grade municipal bonds with remaining maturities between four and six years. Index returns assume reinvestment of distributions, but do not reflect any applicable sales charges or management fees.

MSCI ACWI IMI Net Total Return USD Index

The MSCI ACWI Investable Market Index (IMI) captures large, mid and small cap representation across 23 Developed Markets (DM) and 24 Emerging Markets (EM) countries. The MSCI AXWI IMI includes the following 23 developed market countries : Australia, Austria, Belgium, Canada, Denmark, Finland, France, Germany, Hong Kong, Ireland, Israel, Italy, Japan, Netherlands, New Zealand, Norway, Portugal, Singapore, Spain, Sweden, Switzerland, United Kingdom, and United States. The MSCI AXWI IMI includes the following 24 emerging market countries: : Brazil, Chile, China, Colombia, Czech Republic, Egypt, Greece, Hungary, India, Indonesia, Korea, Kuwait, Malaysia, Mexico, Peru, Philippines, Poland, Qatar, Saudi Arabia, South Africa, Taiwan, Thailand, Turkey and United Arab Emirates.

Bloomberg 1-3 Yr Gov Total Return Index Value Unhedged USD

The Bloomberg U.S. Government/Credit 1-3 Year Index is an unmanaged index considered representative of performance of short-term U.S. corporate bonds and U.S. government bonds with maturities from one to three years.

Bloomberg 1-5 Yr Gov TR Index

Bloomberg Barclays Municipal 1-5 Yr TR USD includes all medium and larger issues of U.S. government, investment-grade corporate, and investment-grade international dollar-denominated bonds that have maturities of between 1 and 5 years and are publicly issued.

ICE BofA US 3-Month Treasury Bill Index

The ICE BofA 3 Month U.S. Treasury Index measures the performance of a single issue of outstanding treasury bill which matures closest to, but not beyond, three months from the rebalancing date. The issue is purchased at the beginning of the month and held for a full month; at the end of the month that issue is sold and rolled into a newly selected issue.

Bloomberg US Treasury TIPS 0-5 Years Total Return Index Unhedged USD

Bloomberg US Treasury Inflation-Protected Securities (TIPS) 0-5 Year Index is a market value-weighted index that measures the performance of inflation-protected securities issued by the US Treasury that have a remaining average life between 0 and 5 years.

Bloomberg U.S. Treasury Bellwethers: 1 Yr

The Bloomberg U.S. Treasury Bellwethers 1 Yr. Index is an unmanaged index representing the on-the-run (most recently auctioned) U.S. Treasury bond with 1 years' maturity.



APCM

Client Relationship Manager

Blake Phillips, CFA®

blake@apcm.net

Portfolio Manager

Paul Hanson, CFA®


Chartered Financial Analyst® (CFA®) are licensed by the CFA® Institute to use the CFA® mark. CFA® certification requirements: Hold a bachelor's degree from an accredited institution or have equivalent education or work experience, successful completion of all three exam levels of the CFA® Program, have 48 months of acceptable professional work experience in the investment decision-making process, fulfill society requirements, which vary by society. Unless you are upgrading from affiliate membership, all societies require two sponsor statements as part of each application; these are submitted online by your sponsors.

CONSENT AGENDA

PUBLIC HEARING

ORDINANCES

RESOLUTIONS



Agenda Statement

Date: August 1, 2024
To: Mayor Osterback and Assembly
From: Anne Bailey, Borough Administrator

Re: Resolution 25-06 Authorizing the Mayor to Negotiate and Execute a Contract with UIC Nappairit, LLC to Provide Construction Services for the Cold Bay Clinic Renovations Project in an Amount Not to Exceed \$2,150,000

The Aleutians East Borough received \$2,000,000 from the Health Resources and Services Administration for the renovation of the existing Cold Bay Health Clinic. The Borough has hired DOWL to conduct the 35% Design; the 65% Design; Final Design and Permitting; Bidding and Construction Contract Execution and Construction Administration and Close-out.

On October 24, 2023, DOWL released the RFP for the Cold Bay Clinic. The Borough solicited qualifications and pricing information from General Contractors (GC) for renovations to the clinic in Cold Bay. The GC will serve in a Construction Manager/General Contractor role acting as a partner in the Borough and their project team.

On November 3, 2023, a Pre-Proposal Meeting for the Clinic was held and questions on the project were due on or before November 8, 2023. Three proposals were received by the November 14, 2023 deadline. On November 21, 2023, the Selection Committee met to review the proposals. On November 28, 2023, an Intent to Negotiate Letter was sent out to the proposers. UIC Nappairit, LLC scored the highest. At the December 14, 2023 Assembly Meeting, the Assembly approved Resolution 24-20 authorizing the mayor to negotiate and execute a contract with UIC to provide pre-construction services for the Cold Bay Clinic Renovation Project in an amount not to exceed \$30,000. In January 2024, a contract was entered into for UIC to conduct the pre-construction services.

Phase 1 of UIC's work included Pre-Construction Services where they will consult with the design team during the remainder of the architectural and engineering design phase. During this phase they are helping to develop a final cost estimate to construct the project; provided a constructability review; prepared a detailed schedule and provided subcontractor pricing.

At the April 11, 2024 Assembly Meeting, the Assembly approved Resolution 24-37 authorizing UIC to proceed with early release work for the Cold Bay Clinic Project in an amount not to


exceed \$42,000.

Phase 2 includes construction services. UIC has provided their construction cost estimate in the amount of \$1,889,197 for the base bid work, which includes the \$42,000 in early release work resulting in \$1,847,197 need in funding. UIC also provided a \$192,029 cost estimate for add alternate items.

The \$1,847,197 in base bid work will be paid for out of the HRSA Grant Line-Item E 20-429-000-871 and the Cold Bay Clinic Line-Item E 20-220-620-850. The add alternate items in the amount of \$192,029 will be paid by Eastern Aleutian Tribes or the Borough through the Cold Bay Clinic Line-Item E 20-220-620-850. A small contingency request has been included, which the Borough also has funds for if needed.

RECOMMENDATION

Administration recommends approval of Resolution 25-06 Authorizing the Mayor to Negotiate and Execute a Contract with UIC Nappairit, LLC to Provide Construction Services for the Cold Bay Clinic Renovations Project in an Amount Not to Exceed \$2,150,000.



Resolution 25-06

A RESOLUTION AUTHORIZING THE MAYOR TO NEGOTIATE AND EXECUTE A CONTRACT WITH UIC NAPPAIRIT, LLC TO PROVIDE CONSTRUCTION SERVICES FOR THE COLD BAY CLINIC RENOVATIONS PROJECT IN AN AMOUNT NOT TO EXCEED \$2,150,000

WHEREAS, the Aleutians East Borough received \$2,000,000 from the Health and Resources and Services Administration for the renovation of the existing Cold Bay Health Clinic; and

WHEREAS, the Borough has hired DOWL to conduct the 35% Design; the 65% Design; Final Design and Permitting; Bidding and Construction Contract Execution and Construction Administration and Close-out.; and

WHEREAS, on October 24, 2023, the Request for Proposals to solicit qualifications and pricing information from General Contractors for renovations to the clinic in Cold Bay was release; and

WHEREAS, three proposals were received by the November 14, 2023 deadline; and

WHEREAS, the Selection Committee met on November 21, 2023 and on November 28, 2023 an Intent to Negotiate Letter was sent out to the proposers; and

WHEREAS, UIC Nappairit, LLC scored the highest and submitted a proposal with a cost of \$27,705 for pre-construction services; and

WHEREAS, at the December 14, 2023 Assembly Meeting the Assembly approved Resolution 24-20 authorizing the mayor to negotiate and execute a contract with UIC to provide pre-construction services for the Cold Bay Clinic Renovation Project in an amount not to exceed \$30,000 and an agreement was signed in January 2024; and

WHEREAS, at the April 11, 2024 Assembly Meeting, the Assembly approved Resolution 24-37 authorizing UIC to proceed with early release work for the Cold Bay Clinic Project in an amount not to exceed \$42,000; and

WHEREAS, UIC has provided their construction cost estimate in the amount of \$1,889,197 for the base bid work and \$42,000 of that has been compensated for out of the HEC grant; and

WHEREAS, the remaining \$1,847,197 in base bid work will be paid for out of the HRSA grant and the Cold Bay Clinic Line-Item E 20-220-620-850; and

WHEREAS, UIC provided their add alternate cost estimate in the amount of \$192,029, which may be paid for by Eastern Aleutian Tribes or the Borough's Cold Bay Clinic Line-Item E 20-220-620-850; and

WHEREAS, a small contingency fund has been included to cover any unanticipated expenses; and

WHEREAS, Borough Administration recommends entering into a contract with UIC for construction services.


NOW THEREFORE, BE IT RESOLVE, the Aleutians East Borough Assembly authorizes the Borough Mayor to negotiate and execute a contract with UIC Nappairit, LLC to Provide Construction Services for the Cold Bay Clinic Renovations Project in an Amount Not to Exceed \$2,150,000.

PASSED AND APPROVED by the Aleutians East Borough on this day 8th day of August 2024.

Alvin D. Osterback, Mayor

ATTEST:

Beverly Rosete, Borough Clerk



Agenda Statement

Date: July 31, 2024
To: Mayor Osterback and Assembly
From: Anne Bailey, Borough Administrator

Re: Resolution 25-07 authorizing the Mayor to negotiate and execute a contract agreement between the Aleutians East Borough and Professional Growth Systems for strategic planning services in an amount not to exceed \$30,000


In 2017, 2018, 2019, 2020, 2021, 2022 and 2023, the Aleutians East Borough hired Professional Growth Systems (PGS) to provide strategic planning services for the Borough. The objectives included: community engagement, borough strategic planning and follow-up and support. Over the past six years, the Borough conducted planning work sessions that helped identify projects and initiatives that were included the Borough's annual Strategic Plan dating back to 2018.

The Borough would like to continue this strategic planning process for the March 1, 2025 through February 28, 2026 planning cycle and is interested in re-enlisting PGS' services for an amount not to exceed \$30,000. PGS will work with Borough staff to complete assessments in preparation for the Assembly strategic planning session; administer a Discovery survey to provide insights into key areas of strength and opportunities for improvement; lead the Borough through the Vision navigation process including presentations from key stake holders, and detailed project planning to ensure the Borough has an achievable strategic plan. PGS will also provide follow-up and support throughout the year.

Funds are available in line-item E 01-200-000-380 Contract Labor for these services.

RECOMMENDATION

Administration recommends approval of Resolution 25-07 authorizing the Mayor to negotiate and execute a contract agreement between the Borough and Professional Growth Systems for strategic planning purposes in an amount not to exceed \$30,000



RESOLUTION 25-07

A RESOLUTION OF THE ALEUTIANS EAST BOROUGH ASSEMBLY AUTHORIZING THE MAYOR TO NEGOTIATE AND EXECUTE A CONTRACT AGREEMENT BETWEEN THE ALEUTIANS EAST BOROUGH AND PROFESSIONAL GROWTH SYSTEMS FOR STRATEGIC PLANNING SERVICES IN AN AMOUNT NOT TO EXCEED \$30,000

WHEREAS, in 2017, 2018, 2019, 2020, 2021, 2022 and 2023, the Aleutians East Borough (Borough) hired Professional Growth Systems (PGS) to provide strategic planning services; and

WHEREAS, the strategic planning objectives included: community engagement, borough strategic planning and follow-up and support; and

WHEREAS, over the past six years the Borough conducted planning work sessions that helped identify projects and initiatives that were included in the Borough's Strategic Plan; and

WHEREAS, the results were strategic plans that defined the strategic initiatives, project leads, quarterly outcomes, and year-end targets; and

WHEREAS, the Borough would like to continue this strategic planning process for March 1, 2025 through February 28, 2026; and

WHEREAS, the Borough would like to hire PGS to continue the strategic planning process for the next year in an amount not to exceed \$30,000.

NOW THEREFORE, BE IT RESOLVED, the Aleutians East Borough Assembly authorizes the mayor to negotiate and execute a contract agreement between the Aleutians East Borough and Professional Growth Systems for strategic planning services in an amount not to exceed \$30,000.


PASSED AND ADOPTED by the Aleutians East Borough on this 8th day of August, 2024.

Alvin D. Osterback, Mayor

ATTEST:

Beverly Rosete, Clerk

OLD BUSINESS



Memorandum

Date: August 1, 2024

To: Mayor Osterback and Assembly

From: Anne Bailey, Borough Administrator

Re: King Cove School Fire Damage

On March 28, 2024, a fire occurred at the King Cove School. A claim was filed with AMLJIA.

On April 22, 2024, Administration signed a contract with DOWL to conduct the following: Phase 1 – Site Visit and Assessment Report (\$13,007 Lump Sum) and Phase 2 – Construction Restoration Administration (\$21,120 Time & Materials).

On May 3, 2024, Administration entered into a short form contract with Roy Briley Contracting in the amount of \$6,644 to assess the fire damage at the shop.

On May 7, 2024, DOWL and Roy Briley Contracting evaluated the shop located in the King Cove School. Numerous damages were observed due to the fire and smoke. The proposal for the School came in at around \$800,000.

The proposal was then sent to AMLJIA for review and since the estimate is over \$500,000 AMLJIA had to send the information to their reinsurance and now the reinsurers are involved.

The reinsurers scheduled a trip to King Cove on June 18th and Ashwater Burns went out with them to assess the building and have them also conduct the work to remediate the situation. The reinsurers have called this an Emergency Mitigation project. Based off this, the Administrator has determined this to be an emergency and will be authorizing a contractor to go out, which is permitted per our code.


Section 3.02.220 Emergency Procurements states: The borough may award a contract for supplies, services, professional services, or construction without competition, formal advertising or other formal procedure where the borough administrator determines in writing that an emergency threatening the public health, safety, property or welfare requires that the contract be awarded without delay. A report on an emergency contract shall be made to the assembly no later than the next regular meeting following award of the contract.”

The insurers provided us with two contractors that conduct this type of work and have experience working in rural Alaska. DOWL contacted the contractors and spoke to them about the project in more detail. Roy Briley Contracting has also been contacted.

The Borough selected Ashwater Burns to do the work and will send AMLJIA a Direct Pay Authorization for AMLJIA to pay Ashwater Burns directly. DOWL and Ashwater have had discussions regarding materials and other items. Ashwater plans on being out in King Cove in the next two weeks to conduct the repairs, which are anticipated to take approximately 3 weeks to complete.

NEW BUSINESS

REPORTS AND UPDATES



To: Honorable Mayor Osterback and AEB Assembly
From: Anne Bailey, Borough Administrator
Subject: Assembly Report
Date: August 2, 2024

Akun Dock & Breakwater

On July 16, 2024, Lieutenant General Spellmon signed the Akutan Chiefs Report, approving and forwarding the Corps recommendation for Navigational Improvements to Congress for authorization within the Water Resources Development Act. Once authorization is received, the Corps will proceed into the Preconstruction Engineering Design phase of the project.

Due to the uncertain location of subsurface cultural materials associated with the proposed construction area for the breakwater/dock and upland needs, the Corps in consultation with the State Historical Preservation Officer concluded that it would be appropriate to develop a Programmatic Agreement to resolve specific adverse effects that may occur during implementation of the project. On July 19, 2024, the Army Corps of Engineers forwarded the fully executed Programmatic Agreement to the Borough.

Cold Bay Dock

The Aleut Corporation has confirmed that the Frosty Fuels' pipelines on the Cold Bay Dock have been repaired. Udelhoven's pipeline repair crew mobilized to Cold Bay and completed the repair, including with the use of a certified welding inspector. Therefore, their deliveries of Jet-A, avgas, and diesel will resume using the pipelines for deliveries.

On July 23, 2024, the State of Alaska released the Cold Bay Dock Replacement – Design and Environmental Services Request for Proposal. The department intends to enter into a negotiated agreement for professional services to obtain structural, civil, geotechnical, coastal, electrical, and mechanical engineering services for the replacement of the Cold Bay Dock. Expertise in the analysis and design of floating structures, fendering structures, and pile supported mooring structures in the marine environment is required. Obtain assistance with writing the Environmental Assessment, including a Climate Change Analysis, Essential Fish Habitat Assessment, Section 106 support, Section 508 compliance, public involvement, and permitting assistance. The anticipated Period of Performance is

The following key target dates are currently anticipated for the project:

- Preliminary Concept Memo – 2 months after NTP is Issued
- Preliminary Design Memo – 6 months after NTP is Issued
- Pre-Environmental Review 35% Review – 9 months after NTP is Issued
- Environmental Document – 9 months after receiving 35% DOT Review Comments

- Plans In Hand 75% Review – 12 months after receiving 35% DOT Review Comments
- Plans, Specifications, and Estimate 95% Review – 6 months after receiving 75% DOT Review Comments
- 100% Bid Document Submittal– 3 months after receiving 95% DOT Review Comments
- Bid Advertisement – April 2027
- Physical Construction – June 2027 through September 2030

The actual period(s) of performance can be negotiated. The target dates may be adjusted by the Department as required to complete the work. Any changes to the periods of performance or tasks must be authorized in writing by the Department

The proposals are due on August 26, 2024.

School Maintenance Items

- Akutan School Work: A contract with Kuchar Construction has been executed for the repair work at the Akutan School. The work includes replacing the back stairs to the mechanical room; repairing the back stairway on the northside of the building; repairing the exterior stairway on the west side of the building; conducting a window inventory and assessment and conducting a few other maintenance items while onsite. Kuchar received notice from the State Fire Marshall’s office that a permit was not required to conduct the work. Kuchar is in the process of finalizing their schedule. The supplies are scheduled to arrive in Akutan on August 9, 2024 and the crew will arrive to begin the work that week.
- Other items: Still working on the other items and have nothing to report at this time.

Sand Point Harbor Float

On May 29, 2024, the draft EAS was submitted to USDOT for their review. On June 10, 2024, additional information and edits were submitted to MARAD, per their request.

On June 12, 2024, the Borough received the fully executed Department of Army permit, which authorizes the construction of a new float system within the New Harbor. The permit expires on June 30, 2029.

In July, Moffatt & Nichol sent letters to NOAA and US Fish & Wildlife from MARAD requesting the respective agencies concurrence to apply the previous USACE consultation to fulfill MARAD’s obligation under Section 7(a)(2). Both entities responded that this would work.

On July 11, 2024, M&N submitted the revised NEPA Environmental Assessment to MARAD for their legal review. MARAD had some questions and the updated NEPA was sent to MARAD on July 29, 2024. As soon as the Finding of Not Significant Impact is issued, the project can go to bid.

Sand Point School DEED Grant

The DEED project is underway. The State of Alaska has reviewed and provided comments on the 35% design. DOWL/ECI are in the process of working on the 65% and the Construction

Manager – General Contractor Solicitation. At the May 9, 2024 Assembly Meeting, the Borough approved Resolution 24-39 Authorizing the Mayor to use the Construction Manager/General Contractor Qualifications Based Selection project delivery method for the Sand Point K-12 School Major Maintenance Project. On May 22, 2024, Administration sent a request to the State of Alaska seeking authorization from DEED for the Aleutians East Borough to use a Construction Manager/General Contractor Qualifications Based Selection (CM/GC QBS) alternative delivery for the Sand Point School Major Maintenance Project. On May 24, 2024, the State approved the request to use a CM/GC QBS Selection alternative.

On June 7, 2024, the Construction Manager/General Contractor Qualifications Based Selection Request for Proposal was issued and one proposal was received by the June 28, 2024 deadline. The Borough will issued a Notice of Intent to Negotiate for pre-construction services contract to UIC Construction, LLC. The 14-day protest period has passed and a draft AIA contract has been sent to UIC for review. The projected completion date for this project is June 2025.


Other Items

- The upcoming Assembly Meeting Schedule is as follows:
 - Thursday, August 8th Regular Assembly Meeting
 - Thursday, September 12th Regular Assembly Meeting
 - Thursday, October 10th Regular Assembly Meeting

If you have any questions, comments, or concerns please contact me at (907) 274-7580 or abailey@aeboro.org.



To: The Honorable Mayor Osterback, AEB Assembly
From: Talia Jean-Louis, Assistant Borough Administrator
Subject: Assembly Report
Date: August 8, 2024



Healthy & Equitable Communities (HEC) Grant:

The Alaska Department of Health (DOH) announces \$9 million in funding to local governments through memorandums of agreement (MOAs) to support the creation of healthy and equitable communities around the state. The funding will be available through May 31, 2024, to support activities of greatest need identified by the local community.

The Borough is partnering with Eastern Aleutian Tribes to purchase and install a 2-Body Morgue for the City of False Pass and the Village of Nelson Lagoon. DPH agrees to provide **\$109,035** in funds by the terms of the MOA to the Aleutians East Borough. This project is a reimbursement grant and will be funded through account line item 20-410-000-605. CDC requires prior approval for all equipment that costs more than five thousand dollars to satisfy the Memorandum of Agreement.

- On August 8, 2023, the Borough submitted a Prior Approval Letter with additional supporting documents to validate the need to purchase the morgues for the clinics.
- On October 4, 2023, the Borough was notified that the letter was approved and given the green light to proceed with the purchase. The morgues have been purchased and are just about built, except for the slides, as the original manufacturer is out of business. They anticipate it will take 2-3 weeks for their new manufacturer to supply new slides for the morgues.
- On October 10, 2023, the Borough submitted its quarterly report to the State of Alaska, the Alaska Department of Health.
- On November 27, 2023, the City of False Pass morgue successfully arrived. Paul Mueller with the Eastern Aleutian Tribe has confirmed it is on sight and is making arrangements for its installation.
- As of December 7, 2023, the morgue for the village of Nelson Lagoon is currently located in the Port of Chinook. Due to logistics, Eastern Aleutians Tribes is discussing selling that morgue to the Bristol Bay Borough and using the proceeds to purchase and properly deliver a morgue to the village of Nelson Lagoon.
- On January 3, 2023, the Borough submitted its quarterly report to the State of Alaska, the Alaska Department of Health.
- Paul Mueller, the CEO of Eastern Aleutian Tribes, plans to set up the False Pass Morgue after the building's plumbing issue is repaired.
- On February 20, 2024, The Borough purchased another morgue for the Cold Bay Clinic.
- On March 26, 2024, the Borough submitted a prior approval letter to the State of Alaska Department of Health to request the purchase of a generator for the Cold Bay Clinic. The Borough's request was immediately approved and deemed necessary as it would keep the clinic operational during potential power outages.
- On April 10, 2023, the Borough submitted its quarterly report to the State of Alaska, the Alaska Department of Health, notifying them of the pending approval of Resolution 24-37 Authorizing UIC Nappairit, LLC to proceed with early release work for the Cold Bay Clinic in an amount not to exceed \$42,000.

- On April 18, 2024, the Borough submitted the invoice for the Cold Bay morgue to the State of Alaska for reimbursement.
- On April 24, 2024, I received a notification from Affordable Funeral Supply stating that the morgue for Cold Bay had been shipped out.
- The morgue for the Cold Bay clinic successfully arrived on May 10, 2024, and is currently stored in the Connex outside the clinic.
- On June 2, 2024, the State of Alaska extended the Borough's deadline to submit the final pay application for the Cold Bay generator until 9/30/2024.
- On June 3, 2024, the Borough submitted a letter to Affordable Funeral Supply requesting relocation of the morgue delivered to the wrong relocation. The morgue for Nelson Lagoon was delivered to Chignik Lagoon, and the story was that the roads were not passable until spring. There are no roads, and it is now summer.
- On June 17, 2024, Paul Mueller with Eastern Aleutian Tribes utilized his resources and connections to correctly deliver the morgue for Nelson Lagoon to its correct location.
- On July 10, 2024, the Borough submitted its quarterly report to the State of Alaska, the Alaska Department of Health.
- The originally planned location for the False Pass morgue at the clinic is no longer available because the VPSO needs that space for fire equipment. With the help of the VPSO, the contractor, and Paul Mueller, they have found a suitable alternative location. However, this will require demolishing a wall and reinforcing the floor to support it. The work is expected to be completed this month. *Please see the images below*



- On July 26, 2024, with the assistance of APICDA, Paul Mueller traveled to Nelson Lagoon to uncrate and set up the morgue. *Please see the images below.*



ICE Services: Microsoft Teams Phone Transition

As of July 29, 2024, the Borough has transitioned from ACS phones to Microsoft Teams phones as a cost-saving method. ICE Services has procured the Teams phones licenses, configured the users, Extensions, and Phone Tree, received the physical handsets, and prepared them for deployment. If this transition runs successfully, the Borough will consider transitioning the Sand Point and King Cove offices.

- The cost per phone line is a \$15 per month charge for the phones compared to the \$62 per month charge for ACS, which is anticipated to increase this month (July 2024).
- Our current AEB office numbers will remain the same. Transitioning our phone numbers from ACS to Microsoft should not be an issue. ICE will need to rely on ACS to schedule the switch, as they rely on ACS and Microsoft to work together and complete the number port.
- Calls can be routed through our computers and cell phones while maintaining the privacy of our numbers through the app.
- In the Anchorage office, we will keep the ACS lines for the Polycomb in the large conference rooms and the fax line.
- A few wrinkles will need to be ironed out, and I encourage the Anchorage staff to contact me with any questions or concerns regarding the transition.

ISO Tank Purchase:

An ISO Tank is a container built according to ISO (International Organization for Standardization) standards to transport bulk liquids, such as fuel, to remote locations.

- ISO tank inspections are mandatory for the safe transportation of hazardous liquids.

- The ISO tank was last inspected in April 2022, and the next inspection is due on October 18, 2024. The Borough will purchase a new tank before the inspection date as the current tank is outdated.
- The cost of a new tank ranges from **\$7,000 to \$30,000.**
- On July 23, 2024, I contacted Jimmy Doyle, the president of Weaver Brothers INC., to discuss purchasing and delivering a new ISO tank to Akutan.
- The Borough is working to coordinate with Coastal Transportation’s sailing schedule and Weaver Brothers INC. on delivering the tank to Akutan.

Maintenance Connection:


- Administration continues to utilize Maintenance Connection from SERCC, where the Borough can perform tasks such as processing maintenance requests, creating work orders, setting up preventive schedules, creating purchase orders, and reordering inventory.

Regular Meetings Attended:

| Date | Meeting |
|----------------|---|
| July 16, 2024 | Akutan Generator Discussion |
| July 16, 2024 | King Cove Fire Damage Discussion |
| July 16, 2024 | Staff Meeting |
| July 17, 2024 | Akutan Fuel Operation Discussion |
| July 23, 2024 | King Cove Fire Damage Coordination |
| July 23, 2024 | King Cove Fire Damage Electrical Coordination |
| July 29, 2024 | Akutan Stairs and Maintenance Construction |
| July 31, 2024 | AEB-UIC Sand Point DEED Contract |
| August 1, 2024 | Akutan Generator Discussion |
| August 6, 2024 | School Maintenance Visit Discussion |
| August 6, 2024 | AEB On-going project |
| August 7, 2024 | ADEC Conference |
| August 7, 2024 | Meeting with Seb |
| August 7, 2024 | A-Team Meeting |

If you have any questions, comments, or concerns, please get in touch with me at 907-274-7559 or tjeanlouis@aeboro.org

To: The Honorable Mayor Osterback, Aleutians East Borough Assembly
From: Ernie Weiss, Natural Resources Department Director
Subj: Report to the Assembly
Date: August 2, 2024



North Pacific Fishery Management Council

[Reported](#) Tuesday July 30 by Nat Herz, Anne Vanderhoven keeps her seat on the NPFMC, and NMFS then formally [announced](#) July 31st additionally that Alaska nominees Brian Ritchie and John Moller will fill the seats previously held by Andy Mezirow and John Jensen.

The NPFMC meets at the Egan Center September 30 – October 9 (SSC 9/30-10-2, AP 10/1-10/4, Council 10/3-10/9). The September meeting agenda includes proposed groundfish specifications, final BSAI crab specs, review of the Observer program annual deployment plan and initial review of the pelagic trawl definition analysis. The Council reviews several rationalized programs this cycle: Amendment 80 in December and the AFA and the CGOA Rockfish programs in April. NPFMC [website](#) [Three-meeting outlook](#)

Alaska Boards of Fisheries and Game

Board of Fish Agenda Change Requests are due August 30th. On-time public comments on ACRs are due October 15. The Board Work Session is October 29 & 30th at the Egan Center in Anchorage. Proposals for the 2025/2026 meeting cycle, including the February 2026 Area M/Chignik finfish meeting, are due April 10th, 2025. The full Board meeting schedule for the 2024/2025 cycle can be found [here](#). [Link](#) to Board of Fish website.

The **Board of Game** will consider Central and Southwest Alaska game proposals (including Game Management Units 9 & 10) this cycle at a meeting in Wasilla, January 10-17.

Salmon

This season Nelson River has achieved the largest total Sockeye [escapement](#) (numbers of fish) on record; a cumulative total of 729,766 Sockeye before the weir was pulled July 22. The Nelson River escapement goal is 97k to 219k; the 10-year average escapement for 2013-2022 is 216,516. Nelson Lagoon Sockeye salmon *harvest* exceeded 200,000 fish by the end of July – equaling over one million pounds Nelson Lagoon Sockeye harvest. The 10-year season average Nelson Lagoon Sockeye harvest for 2013-2022 is 188,507.

[ASMI Weekly Salmon Updates](#)

Natural Resources Tasks

→ I am working on the draft report ‘Chinook Salmon in the AEB’ as directed by [Resolution 25-05](#), to be used in submitting comments before the NMFS September 9th comment deadline.

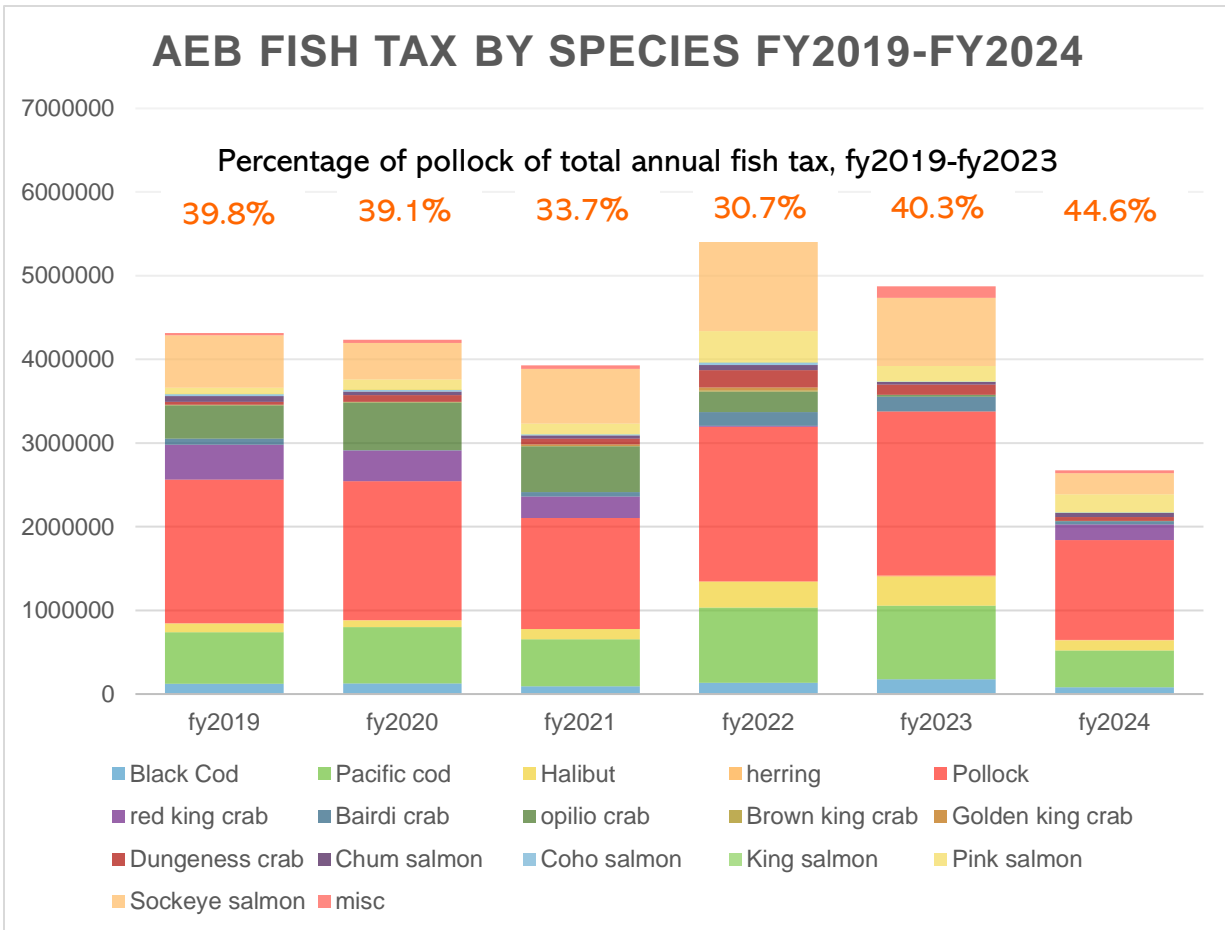
I will get the draft to Charlotte for her input this week and we’ll share the report with the Assembly soon. The report will rely on non-proprietary AEB fish tax data, ADFG escapement and harvest data, as well as State and processor provided comments.

→ I recently took an online training course to improve my Excel spreadsheet and graph skills using Excel Pivot Tables.

→ I am working with the AEB Attorney to finalize a new BSAI crab Right of First Refusal agreement with Aleutia/APIKDA for Port Moller crab, and to solve an issue with the KC ROFR.

→ We are looking at the AEB-owned airstrips in Port Moller and Sandy River maintenance issues and solutions. Reports say the Port Moller strip is being well-maintained, the Sandy River Lodge airstrip is in need of major maintenance. The Sandy River ‘Big Strip’ is reportedly completely overgrown. [Sandy River airstrip report](#).

AEB Fish Tax



Recently Attended


| | | |
|-----------------------------------|---------|-------|
| Alaska Fishing Communities | July 12 | Zoom |
| AIWSC WSP Workgroup | July 22 | Teams |

Upcoming meetings

| | | |
|---|-------------------|-----------------|
| Alaska Fishing Communities | August 9, Sept 13 | Zoom |
| Kodiak/Aleutians Fed Subsistence RAC | Sept 4-6 | Unalaska/Teams |
| BSAI Crab Plan Team | Sept 9-12 | AFSC/Zoom |
| Groundfish Plan Teams | Sept 17-20 | Zoom |
| Partial Coverage Fishery Monitoring AC | Sept 16 | AFSC/Zoom |
| Alaska Marine Policy Forum | Sept 18 | Zoom |
| Aleutian Islands Waterways Safety Committee | Sept 23 | Teams |
| Fishery Monitoring Advisory Committee | Sept 25 | NPFMC Anch/Zoom |
| North Pacific Fishery Mangt Council | Sept 30-Oct 9 | Egan Center |
| AEB/GAO meeting -Fishery Disaster Assistance | TBD Oct1-3 | AEB Anch Office |
| Board of Fisheries | Oct 29-30 | Egan Center |

Please call or email if you have any questions or concerns.

To: Honorable Mayor Osterback, Aleutians East Borough Assembly
From: Charlotte Levy, Fishery Analyst
Re: Report to the Assembly
Date: August 8th, 2024



I was on annual leave during this period so my report will be brief.

Electronic Monitoring - GOA5/EFP:

- After 5+ years of work on this project, the Trawl EM Final Rule has been [published in the Federal Register](#)! I will be reviewing changes from proposed to final, and the comments and responses section but in just a few more months this project will be FINISHED!
- I completed EOY reconciliation for this grant and submitted the first reimbursement request. This project is tracking as expected, however due to some shifts in processing for B season there will likely be changes to the observer budget.
- I am meeting with processors to ensure they have the EM systems and support necessary for tenders in response to changes in B season operations.


Salmon:

- I met with Chordata to discuss automating reporting metrics and integrating historical data from ADFG and other sources to use for analytics.

AFSC Cod Tagging Project:

- The project team has had several key meetings to discuss next steps:
 - AFSC Age and Growth Lab: we met with AG and stock assessment authors to discuss how to prioritize the otolith samples from the last 4 years. Due to the overwhelming workload this year, we will prioritize a subsample from the last two years which should be available by early 2025. Additionally, otoliths with corresponding histology samples will be prioritized to update the GOA maturity ogive used in stock assessment.
 - AFSC Stock Assessment: we met with SA authors Pete Hulson (GOA), Steve Barbeaux (BS) and Ingrid Spies (AI) to prioritize specific immediate v. long-term deliverables that can be used in stock assessment. These included: quantifying proportional movement between stat areas, timing of spawning relative to place/fishery and stock composition, updated maturity ogives.
- PSMFC finally responded regarding the outstanding invoices, and I received confirmation on 8/2 that the 4 previous invoices have been processed and a check was mailed. I also did the quarterly reconciliation and submitted a reimbursement that will be processed after we submit the quarterly programmatic report on 8/15. The grant administrator notified us that there is a possibility for additional funds and a period extension, which may be necessary (see below).
- Wildlife Computer tag issues: we have detected several critical malfunctions with tags from recent batches that are significantly impacting the project, and due to the nature of the deployments we don't usually find out about issues until their scheduled pop-up months later. The project team has had multiple discussions with the engineers, and have concluded it is a bad batch of batteries. The tags have been warrantied and we believe the issue is resolved, but there will likely be more this September and it doesn't account for the time/funds spent on field work. If PSMFC grants additional funds/time, we are considering conducting one more winter charter in 2025 - or considering alternative approaches. One idea could be a pilot study using an acoustic array near Unimak Pass.

To: Honorable Mayor Osterback and Borough Assembly
From: Jacki Brandell, Finance Director
Re: Report to the Assembly
Date: August 8, 2024



Audit – I have been compiling the needed documents and uploading them to the BDO portal. All of the documents for the employee compensation-related liabilities, the payroll contributions, the planning controls, the prepaid items, the revenue summary, the receivable summary, and the component units have been completed and uploaded. All of the required confirmations for the cash and investments, the standard and long-term debts, the grant agencies and the attorneys have been prepared and uploaded as well. I have uploaded the documents for the cash and investments and sent the required data to the bookkeepers to compile the summary of investments, pricing inputs and the credit ratings. The grant analysis has been completed and I am awaiting the review from the bookkeeper to upload along with the status of prior audit findings and the grant and single audit needs will be complete. The general file needs are uploaded with just the general ledger detail, trial balance and financial statement remaining.

Caselle – The homework assigned by Caselle after the pre-live training has been completed and submitted to Caselle. It will definitely take some time to get used to the system, but based upon the training and the time doing the homework, I can say it will be more efficient than what we currently have once we adjust to the differences. We have confirmation of the live data pull and will be conducting live training next week.

Routine tasks- An unaudited version of the June financials has been completed and presented at this meeting. The remaining items to post to the June financials include capital asset additions and depreciations, lease receivables and liabilities, and the SWG investment adjustment. All of the quarterly reports for the grants have been completed and reconciled to the year to date data for the audit. Day to day routine tasks are keeping us busy as the year end requires us to work within several time periods completing necessary tasks. Much of the needs for the July data is in the first stages of completion.

I will be happy to answer any questions.

ASSEMBLY COMMENTS

PUBLIC COMMENTS

**NEXT MEETING DATE, TIME
AND PLACE**

ADJOURNMENT